

## DYNAMICAL ELECTROWEAK SYMMETRY BREAKING

Revised August 2005 by R.S. Chivukula (Michigan State University), M. Narain (Boston University), and J. Womersley (CCLRC Rutherford Appleton Laboratory).

In theories of dynamical electroweak symmetry breaking, the electroweak interactions are broken to electromagnetism by the vacuum expectation value of a fermion bilinear. These theories may thereby avoid the introduction of fundamental scalar particles, of which we have no examples in nature. In this note, we review the status of experimental searches for the particles predicted in technicolor, topcolor, and related models. The limits from these searches are summarized in Table 1.

### *I. Technicolor*

The earliest models [1,2] of dynamical electroweak symmetry breaking [3] include a new non-abelian gauge theory (“technicolor”) and additional massless fermions (“technifermions”) which feel this new force. The global chiral symmetry of the fermions is spontaneously broken by the formation of a technifermion condensate, just as the approximate chiral  $SU(2) \times SU(2)$  symmetry in QCD is broken down to  $SU(2)$  isospin by the formation of a quark condensate. If the quantum numbers of the technifermions are chosen correctly (*e.g.* by choosing technifermions in the fundamental representation of an  $SU(N)$  technicolor gauge group, with the left-handed technifermions being weak doublets and the right-handed ones weak singlets) this condensate can break the electroweak interactions down to electromagnetism.

The breaking of the global chiral symmetries implies the existence of Goldstone bosons, the “technipions” ( $\pi_T$ ). Through the Higgs mechanism, three of the Goldstone bosons become the longitudinal components of the  $W$  and  $Z$ , and the weak gauge bosons acquire a mass proportional to the technipion decay constant (the analog of  $f_\pi$  in QCD). The quantum numbers and masses of any remaining technipions are model dependent. There may be technipions which are colored (octets and triplets) as well as those carrying electroweak quantum numbers, and some color-singlet technipions are too light [4,5] unless

**Table 1:** Summary of the mass limits. Symbols are defined in the text.

Process	Excluded mass range	Decay channels	Ref.
$p\bar{p} \rightarrow \rho_T \rightarrow W\pi_T$	$m_{\rho_T} = 200$ GeV $m_{\pi_T} = 105$ GeV for $200 < M_V < 500$ GeV	$\rho_T \rightarrow W\pi_T$ $\pi_T^0 \rightarrow b\bar{b}$ $\pi_T^\pm \rightarrow b\bar{c}$	[19]
$p\bar{p} \rightarrow \omega_T \rightarrow \gamma\pi_T$	$140 < m_{\omega_T} < 290$ GeV for $m_{\pi_T} \approx m_{\omega_T}/3$ and $M_T = 100$ GeV	$\omega_T \rightarrow \gamma\pi_T$ $\pi_T^0 \rightarrow b\bar{b}$ $\pi_T^\pm \rightarrow b\bar{c}$	[20]
$p\bar{p} \rightarrow \omega_T/\rho_T$	$m_{\omega_T} = m_{\rho_T} < 203$ GeV for $m_{\omega_T} < m_{\pi_T} + m_W$ or $M_T > 200$ GeV	$\omega_T/\rho_T \rightarrow \ell^+\ell^-$	[21]
$e^+e^- \rightarrow \omega_T/\rho_T$	$90 < m_{\rho_T} < 206.7$ GeV $m_{\pi_T} < 79.8$ GeV	$\rho_T \rightarrow WW,$ $W\pi_T, \pi_T\pi_T,$ $\gamma\pi_T, \text{hadrons}$	[22]
$p\bar{p} \rightarrow \rho_{T8}$	$260 < m_{\rho_{T8}} < 480$ GeV	$\rho_{T8} \rightarrow q\bar{q}, gg$	[24]
$p\bar{p} \rightarrow \rho_{T8}$	$m_{\rho_{T8}} < 510$ GeV	$\pi_{LQ} \rightarrow c\nu$	[27]
$\rightarrow \pi_{LQ}\pi_{LQ}$	$m_{\rho_{T8}} < 600$ GeV	$\pi_{LQ} \rightarrow b\nu$	[27]
	$m_{\rho_{T8}} < 465$ GeV	$\pi_{LQ} \rightarrow \tau q$	[26]
$p\bar{p} \rightarrow g_t$	$0.3 < m_{g_t} < 0.6$ TeV for $0.3m_{g_t} < \Gamma < 0.7m_{g_t}$	$g_t \rightarrow b\bar{b}$	[32]
$p\bar{p} \rightarrow Z'$	$m_{Z'} < 480$ GeV for $\Gamma = 0.012m_{Z'}$ $m_{Z'} < 780$ GeV for $\Gamma = 0.04m_{Z'}$	$Z' \rightarrow t\bar{t}$	[33]

additional sources of chiral-symmetry breaking are introduced. The next lightest technicolor resonances are expected to be the analogs of the vector mesons in QCD. The technivector mesons can also have color and electroweak quantum numbers and, for a theory with a small number of technifermions, are expected to have a mass in the TeV range [6].

While technicolor chiral symmetry breaking can give mass to the  $W$  and  $Z$  particles, additional interactions must be introduced to produce the masses of the standard model fermions.

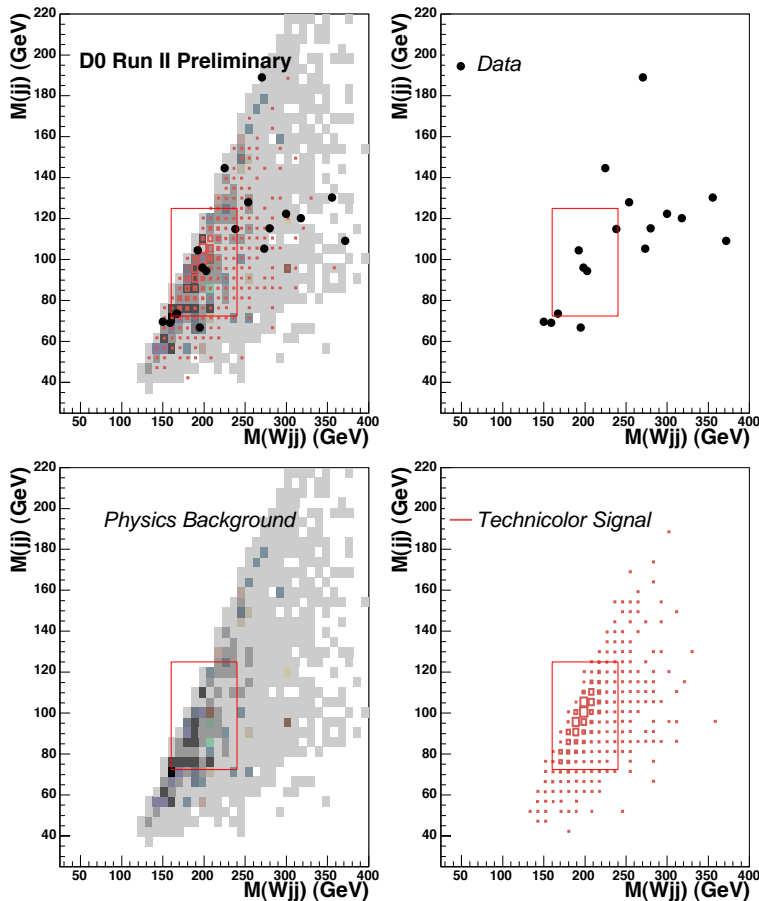
The most thoroughly studied mechanism for this invokes “extended technicolor” (ETC) gauge interactions [4,7]. In ETC, technicolor, color and flavor are embedded into a larger gauge group which is broken to technicolor and color at an energy scale of 100s to 1000s of TeV. The massive gauge bosons associated with this breaking mediate transitions between quarks/leptons and technifermions, giving rise to the couplings necessary to produce fermion masses. The ETC gauge bosons also mediate transitions among technifermions themselves, leading to interactions which can explicitly break unwanted chiral symmetries and raise the masses of any light technipions. The ETC interactions connecting technifermions to quarks/leptons also mediate technipion decays to ordinary fermion pairs. Since these interactions are responsible for fermion masses, one generally expects technipions to decay to the heaviest fermions kinematically allowed (though this need not hold in all models).

In addition to quark masses, ETC interactions must also give rise to quark mixing. One expects, therefore, that there are ETC interactions coupling quarks of the same charge from different generations. A stringent limit on these flavor-changing neutral current interactions comes from  $K^0-\bar{K}^0$  mixing [4]. These force the scale of ETC breaking and the corresponding ETC gauge boson masses to be in the 100-1000 TeV range (at least insofar as ETC interactions of first two generations are concerned). To obtain quark and technipion masses that are large enough then requires an enhancement of the technifermion condensate over that expected naively by scaling from QCD. Such an enhancement can occur if the technicolor gauge coupling runs very slowly, or “walks” [8]. Many technifermions typically are needed to make the TC coupling walk, implying that the technicolor scale and, in particular, the technivector mesons may be much lighter than 1 TeV [3,9]. It should also be noted that there is no reliable calculation of electroweak parameters in a walking technicolor theory, and the values of precisely measured electroweak quantities [10] cannot directly be used to constrain the models. Recently, progress has been made in constructing a complete theory of fermion masses (including neutrino masses) in the context of extended technicolor [11].

In existing colliders, technivector mesons are dominantly produced when an off-shell standard model gauge-boson “resonates” into a technivector meson with the same quantum numbers [12]. The technivector mesons may then decay, in analogy with  $\rho \rightarrow \pi\pi$ , to pairs of technipions. However, in walking technicolor the technipion masses may be increased to the point that the decay of a technirho to pairs of technipions is kinematically forbidden [9]. In this case the decay to a technipion and a longitudinally polarized weak boson (an “eaten” Goldstone boson) may be preferred, and the technivector meson would be very narrow. Alternatively, the technivector may also decay, in analogy with the decay  $\rho \rightarrow \pi\gamma$ , to a technipion plus a photon, gluon, or transversely polarized weak gauge boson. Finally, in analogy with the decay  $\rho \rightarrow e^+e^-$ , the technivector meson may resonate back to an off-shell gluon or electroweak gauge boson, leading to a decay into a pair of leptons, quarks, or gluons.

When comparing the various results presented in this review, one should be aware that the more recent analyses [18,19,21,22] make use of newer calculations [13] of technihadron production and decay, as implemented in PYTHIA [14] version 6.126 and higher [15]. The results obtained with older cross section calculations are not generally directly comparable and have only been listed in Table 1 when newer results are not available.

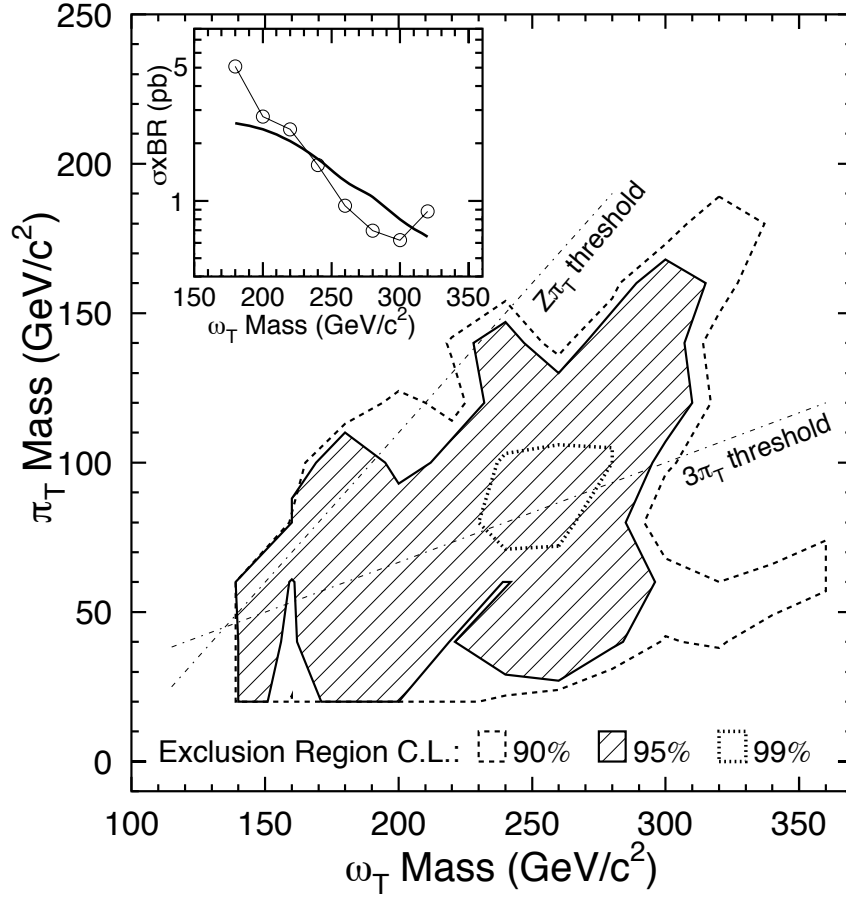
If the dominant decay mode of the technirho is  $W_L\pi_T$ , promising signal channels [16] are  $\rho_T^\pm \rightarrow W^\pm\pi_T^0$  and  $\rho_T^0 \rightarrow W^\pm\pi_T^\mp$ . If we assume that the technipions decay to  $b\bar{b}$  (neutral) and  $b\bar{c}$  (charged), then both channels yield a signal of  $W(\ell\nu) + 2\text{jets}$ , with one or more heavy flavor tags. The CDF collaboration carried out a search in this final state [17] based on Run I data and using PYTHIA version 6.1 for the signal simulation. More recently both CDF [18] and DØ [19] have shown preliminary updates of this analysis using 162 and 238  $\text{pb}^{-1}$  of data from Run II and PYTHIA 6.22. The searches are sensitive to  $\sigma \cdot B \gtrsim 6$  pb and DØ finds the mass combination  $m_{\rho_T} = 200$  GeV,  $m_{\pi_T} = 105$  GeV to be excluded for certain values of the model parameters. For an integrated luminosity



**Figure 1:** Search for a light technirho decaying to  $W^\pm$  and a  $\pi_T$ , and in which the  $\pi_T$  decays to two jets including at least one  $b$  quark [19]. The four panes show the invariant mass of the dijet pair and that of the  $W$ +dijet system, for the backgrounds (bottom left), the expected signal (bottom right), the data (top right), and the overlay of all (top left). See full-color version on color pages at end of book.

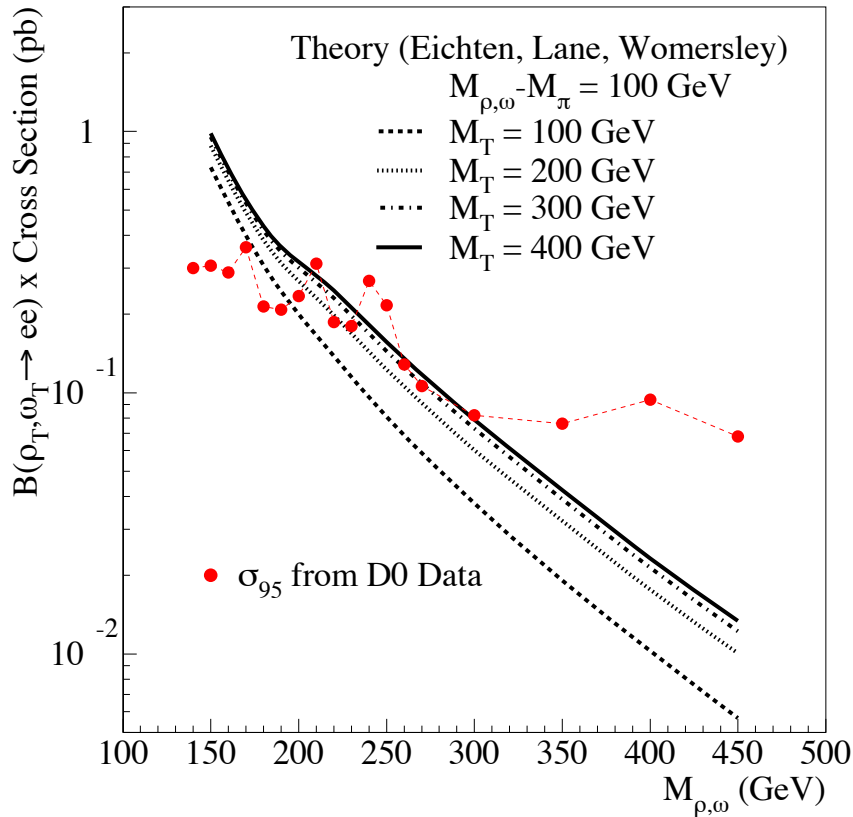
of  $2 \text{ fb}^{-1}$ , the  $5\sigma$  discovery reach is expected to extend to  $m_{\rho_T} = 210 \text{ GeV}$  and  $m_{\pi_T} = 110 \text{ GeV}$ , while the 95% exclusion sensitivity will extend to  $m_{\rho_T} = 250 \text{ GeV}$  and  $m_{\pi_T} = 145 \text{ GeV}$ .

CDF also searched [20] in Run I for the process  $\omega_T^0 \rightarrow \gamma\pi_T^0$ , yielding a signal of a hard photon plus two jets, with one or more heavy flavor tags. The sensitivity to  $\sigma \cdot B$  is of order



**Figure 2:** 95% CL exclusion region [20] for a light techniomuon decaying to  $\gamma$  and a  $\pi_T$ , and in which the  $\pi_T$  decays to two jets including at least one  $b$  quark. (Inset: cross section limit for  $m_{\pi_T} = 120$  GeV.)

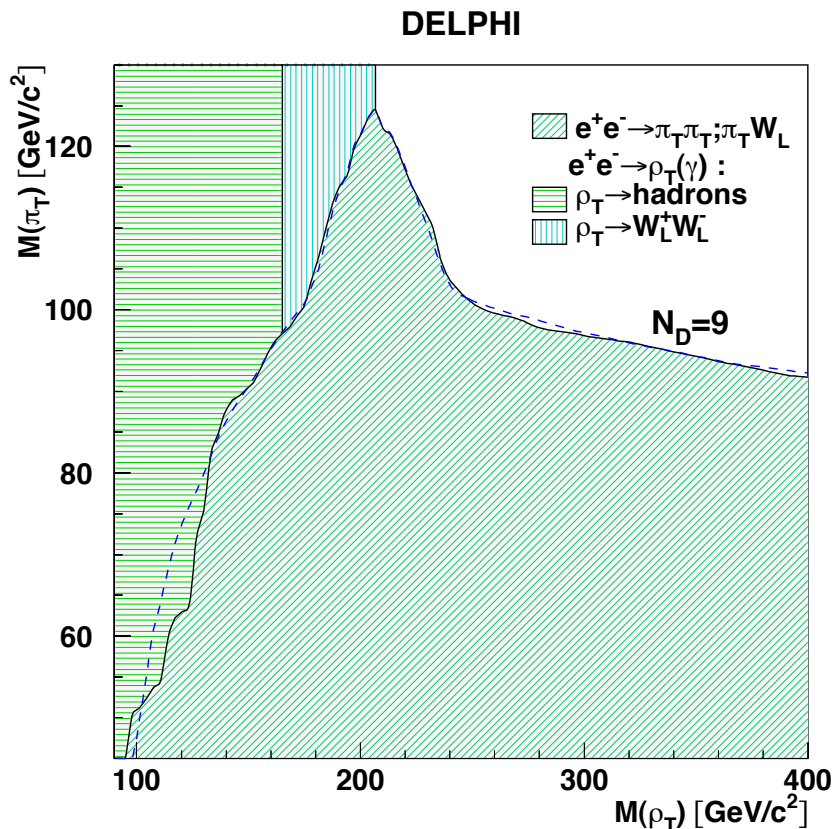
1 pb. The excluded region is shown in Fig. 2 and is roughly  $140 < m_{\omega_T} < 290$  GeV at the 95% level, for  $m_{\pi_T} \approx m_{\omega_T}/3$ . The analysis assumes four technicolors,  $Q_D = Q_U - 1 = \frac{1}{3}$  and  $M_T = 100$  GeV/ $c^2$ . Here  $Q_U$  and  $Q_D$  are the charges of the lightest technifermion doublet and  $M_T$  is a dimensionful parameter, of order 100 GeV/ $c^2$ , which controls the rate of  $\rho_T, \omega_T \rightarrow \gamma\pi_T$ .



**Figure 3:** 95% CL cross-section limit [21] for a light technimega and a light technirho decaying to  $l^+l^-$ . See full-color version on color pages at end of book.

The  $D\bar{O}$  experiment has searched [21] for low-scale technicolor resonances  $\rho_T$  and  $\omega_T$  decaying to dileptons, using an inclusive  $e^+e^-$  sample from Run I. In the search, the  $\rho_T$  and  $\omega_T$  are assumed to be degenerate in mass. The absence of structure in the dilepton invariant mass distribution is then used to set limits. Masses  $m_{\rho_T} = m_{\omega_T} \lesssim 200 \text{ GeV}$  are excluded, provided either  $m_{\rho_T} < m_{\pi_T} + m_W$ , or  $M_T > 200 \text{ GeV}$  (as shown in Fig. 3). With  $2 \text{ fb}^{-1}$  of data in Run II, the sensitivity will extend to  $m_{\rho_T} = m_{\omega_T} \approx 500 \text{ GeV}$ .

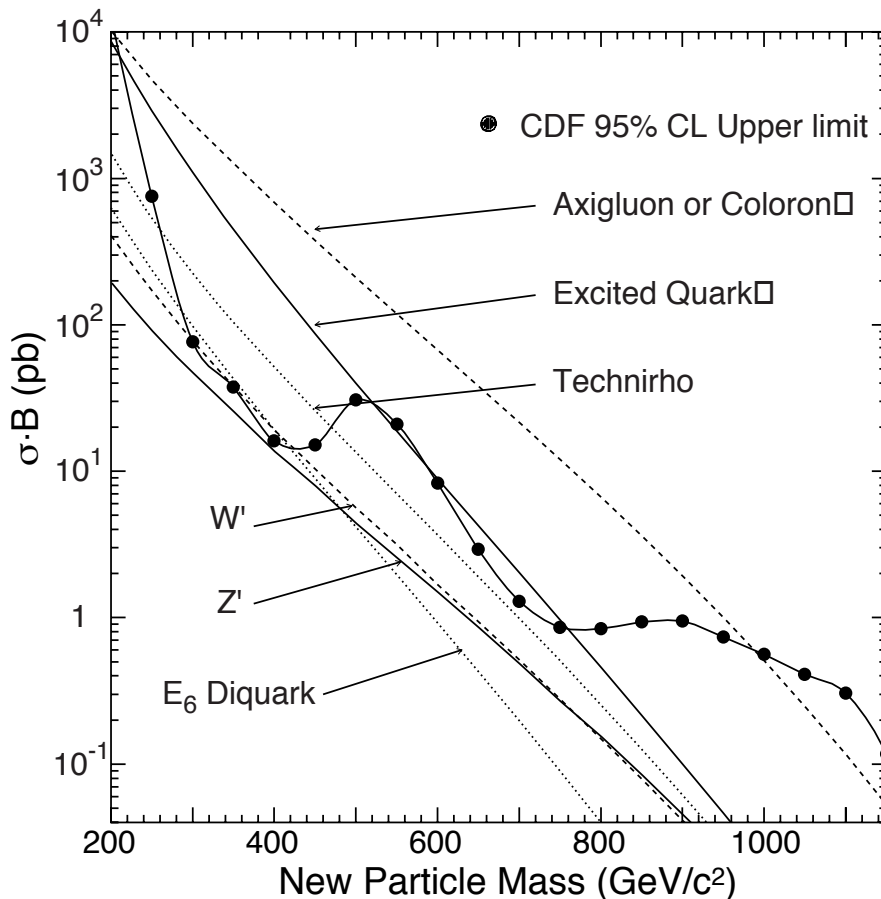
DELPHI [22] has reported a search for technicolor production in  $452 \text{ pb}^{-1}$  of  $e^+e^-$  data taken between 192 and 208 GeV. The analysis combines searches for  $e^+e^- \rightarrow \rho_T(\gamma)$  with



**Figure 4:** 95% CL exclusion region [22] in the technirho-technipion mass plane obtained from searches by the DELPHI collaboration at LEP 2, for nine technifermion doublets. The dashed line shows the expected limit for the 4-jet analysis. See full-color version on color pages at end of book.

$\rho_T \rightarrow W_L W_L$ ,  $\rho_T \rightarrow \text{hadrons}$  ( $\pi_T \pi_T$  or  $q\bar{q}$ ),  $\rho_T \rightarrow \pi_T \gamma$ , and  $e^+ e^- \rightarrow \rho_T^* \rightarrow W_L \pi_T$  or  $\pi_T \pi_T$ . Technirho masses in the range  $90 < m_{\rho_T} < 206.7$  GeV are excluded, while technipion masses  $m_{\pi_T} < 79.8$  GeV are ruled out independent of the parameters of the technicolor model.

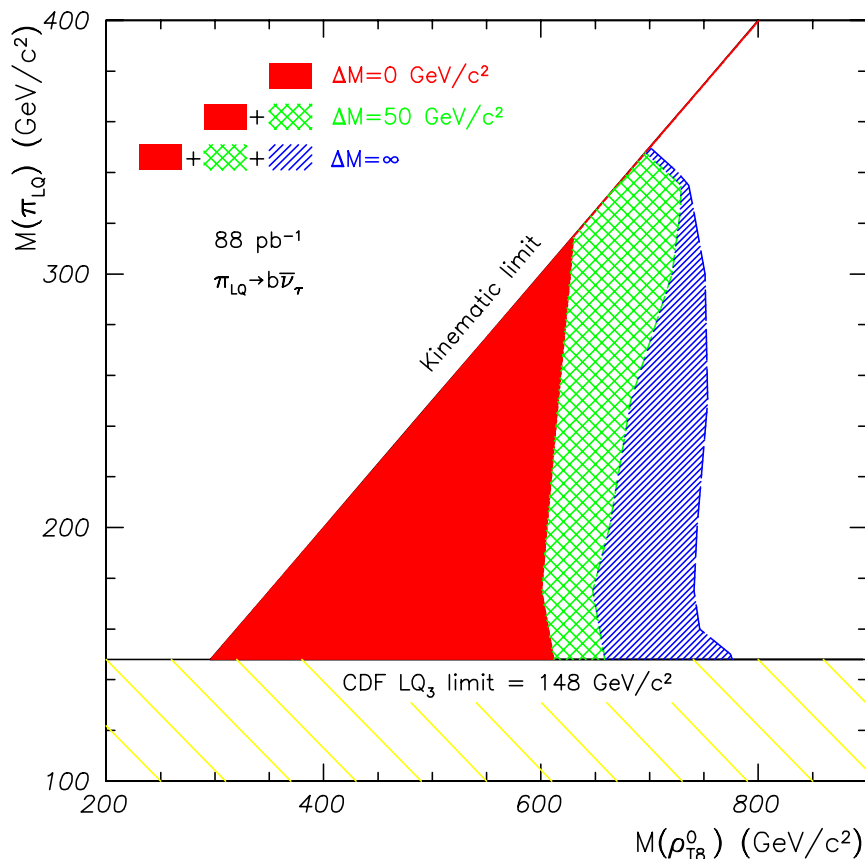




**Figure 5:** 95% CL Cross-section limits [24] for a technirho decaying to two jets at the Tevatron.

Searches have also been carried out at the Tevatron for colored technihadron resonances [23,24]. CDF has used a search for structure in the dijet invariant mass spectrum to set limits on a color-octet technirho  $\rho_{T8}$  produced by an off-shell gluon and decaying to two real quarks or gluons. As shown in Fig. 5 masses  $260 < m_{\rho_{T8}} < 480$  GeV are excluded; in Run II the limits will improve to cover the whole mass range up to about 0.8 TeV [25].

The CDF second and third-generation leptoquark searches (see Refs. [26,27]) have also been interpreted in terms of the complementary  $\rho_{T8}$  decay mode:  $p\bar{p} \rightarrow \rho_{T8} \rightarrow \pi_{LQ}\pi_{LQ}$ . Here  $\pi_{LQ}$  denotes a color-triplet technipion carrying both color and

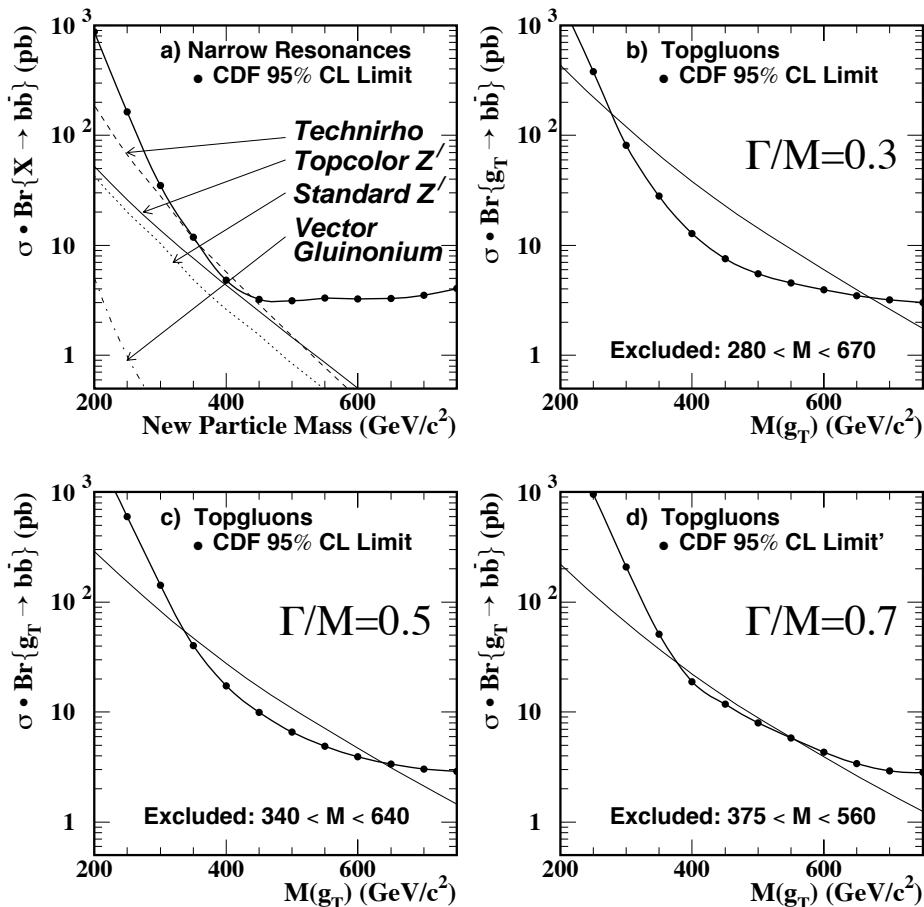


**Figure 6:** 95% CL exclusion region [27] in the technirho-technipion mass plane for pair produced technipions, with leptoquark couplings, decaying to  $b\nu$ . See full-color version on color pages at end of book.

lepton number, assumed to decay to  $b\nu$  or  $c\nu$  [27] or to a  $\tau$  plus a quark [26]. The searches exclude technirho masses  $m_{\rho_{T8}}$  less than 510 GeV ( $\pi_{LQ} \rightarrow c\nu$ ), 600 GeV ( $\pi_{LQ} \rightarrow b\nu$ ), and 465 GeV ( $\pi_{LQ} \rightarrow \tau q$ ) for technipion masses up to  $m_{\rho_{T8}}/2$ . Figure 6 shows the  $\pi_{LQ} \rightarrow b\nu$  exclusion region. (Leptoquark masses  $m_{\pi_{LQ}}$  less than 123 GeV ( $c\nu$ ), 148 GeV ( $b\nu$ ), and 99 GeV ( $\tau q$ ) are already ruled out by standard continuum-production leptoquark searches).

Recently, it has been demonstrated that there is substantial uncertainty in the theoretical estimate of the  $\rho_{T8}$  production

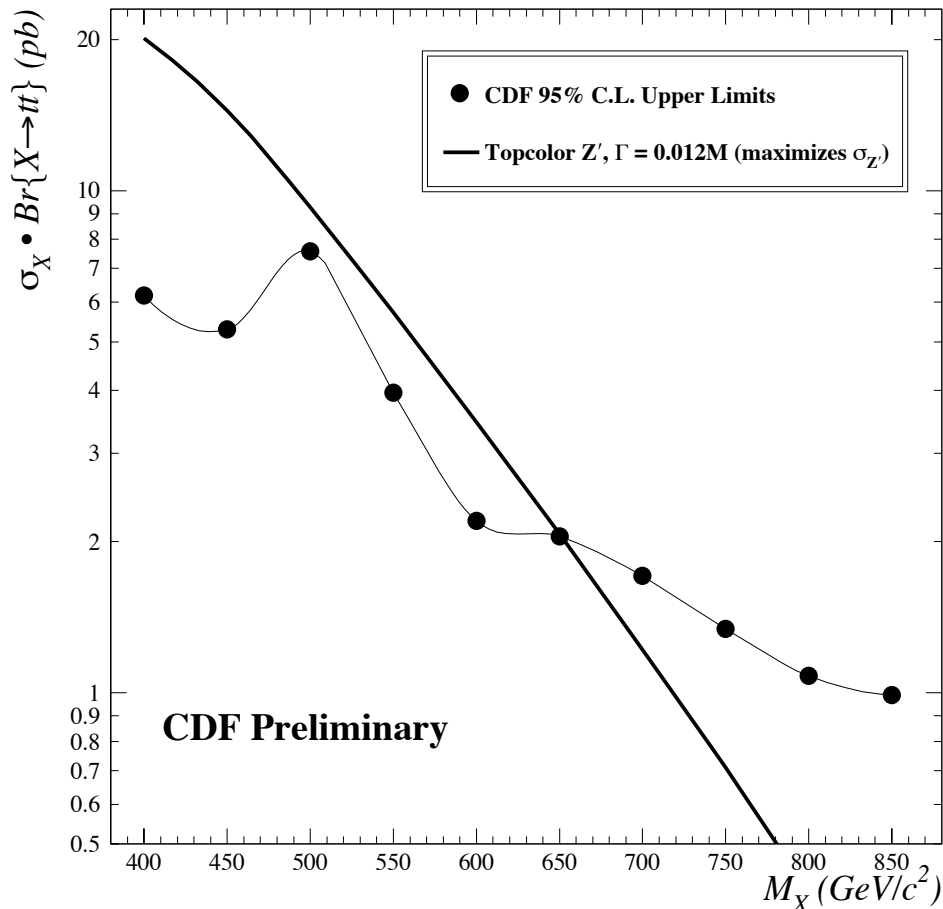
cross section at the Tevatron and that the cross section may be as much as an order of magnitude lower than the naive vector meson dominance estimate [28]. To establish the range of allowed masses, these limits will need to be redone with a reduced theoretical cross section.



**Figure 7:** Tevatron limits [32] on new particles decaying to  $b\bar{b}$ : narrow resonances and topgluons for various widths.

## II. Top Condensate, Higgsless, and Related Models

The top quark is much heavier than other fermions and must be more strongly coupled to the symmetry-breaking sector. It is natural to consider whether some or all of electroweak-symmetry breaking is due to a condensate of top quarks [3,29]. Top-quark condensation alone, without additional fermions, seems to produce a top-quark mass larger [30] than observed



**Figure 8:** Cross-section limits for a narrow resonance decaying to  $t\bar{t}$  [33] and expected cross section for a leptophobic topcolor  $Z'$  boson.

experimentally, and is therefore not favored. Topcolor assisted technicolor [31] combines technicolor and top-condensation. In addition to technicolor, which provides the bulk of electroweak symmetry breaking, top-condensation and the top quark mass arise predominantly from “topcolor,” a new QCD-like interaction which couples strongly to the third generation of quarks. An additional, strong, U(1) interaction (giving rise to a topcolor  $Z'$ ) precludes the formation of a  $b$ -quark condensate.

CDF has searched [32] for the “topgluon,” a massive color-octet vector which couples preferentially to the third generation, in the mode  $p\bar{p} \rightarrow g_t \rightarrow b\bar{b}$ . The results are shown in Fig. 7.

Topgluon masses from approximately 0.3 to 0.6 TeV are excluded at 95% confidence level, for topgluon widths in the range  $0.3m_{g_t} < \Gamma < 0.7m_{g_t}$ . Results have also been reported by CDF [33] on a search for narrow resonances in the  $t\bar{t}$  invariant mass distribution. The cross section limit is shown in Fig. 8 and excludes a leptophobic topcolor  $Z'$  with masses less than 480 (780)  $\text{GeV}/c^2$ , for the case where its width  $\Gamma = 0.012(0.04) m_{Z'}$ . (DØ has carried out a similar search, with greater sensitivity [34], but has not derived comparable  $Z'$  mass limits.) A broad topgluon could also be detected in the same final state, though no results are yet available. In Run II, the Tevatron [25] should be sensitive to topgluon and topcolor  $Z'$  masses up to of order 1 TeV in  $b\bar{b}$  and  $t\bar{t}$  final states. A detailed theoretical analysis of  $B-\bar{B}$  mixing and light quark mass generation in top-color assisted technicolor shows that, at least in some models, the topgluon and  $Z'$  boson masses must be greater than about 5 TeV [35].

The top-quark seesaw model of electroweak symmetry breaking [36] is a variant of the original top-condensate idea which reconciles top-condensation with a lighter top-quark mass. Such a model can easily be consistent with precision electroweak tests, either because the spectrum includes a light composite Higgs [37] or because additional interactions allow for a heavier Higgs [38]. Such theories may arise naturally from gauge fields propagating in compact extra spatial dimensions [39].

A variant of topcolor-assisted technicolor is flavor-universal, in which the topcolor  $\text{SU}(3)$  gauge bosons, called colorons, couple equally to all quarks [40]. Flavor-universal versions of the seesaw model [41] incorporating a gauged flavor symmetry are also possible. In these models *all* left-handed quarks (and possibly leptons as well) participate in electroweak symmetry-breaking condensates with separate (one for each flavor) right-handed weak singlets, and the different fermion masses arise by adjusting the parameters which control the mixing of each fermion with the corresponding condensate.

A prediction of these flavor-universal models, is the existence of new heavy gauge bosons, coupling to color or flavor, at

relatively low mass scales. The absence of an excess of high- $E_T$  jets in  $D\bar{O}$  data [42] has been used to constrain strongly-coupled flavor-universal colorons (massive color-octet bosons coupling to all quarks). A mass limit of between 0.8 and 3.5 TeV is set [43] depending on the coloron-gluon mixing angle. Precision electroweak measurements constrain [44] the masses of these new gauge bosons to be greater than 1–3 TeV in a variety of models, for strong couplings.

A new class [45] of composite Higgs model [46], dubbed “Little Higgs Theory,” has been developed which give rise to naturally light Higgs bosons without supersymmetry [47]. Inspired by discretized versions of higher-dimensional gauge theory [48], these models are based on the chiral symmetries of “theory space.” The models involve extended gauge groups and novel gauge symmetry breaking patterns [49]. The new chiral symmetries prevent large corrections to the Higgs boson mass, and allow the scale ( $\Lambda$ ) of the underlying strong dynamics giving rise to the composite particles to be as large as 10 TeV. These models typically require new gauge bosons and fermions, and possibly additional composite scalars beyond the Higgs, in the TeV mass range [50].

Finally, “Higgsless” models [51] provide electroweak symmetry breaking, including unitarization of the scattering of longitudinal  $W$  and  $Z$  bosons, without employing a scalar Higgs boson. The most extensively studied models [52] are based on a five-dimensional  $SU(2) \times SU(2) \times U(1)$  gauge theory in a slice of Anti-deSitter space, and electroweak symmetry breaking is encoded in the boundary conditions of the gauge fields. Using the AdS/CFT correspondence [53], these theories may be viewed as “dual” descriptions of walking technicolor theories [8]. In addition to a massless photon and near-standard  $W$  and  $Z$  bosons, the spectrum includes an infinite tower of additional massive vector bosons (the higher Kaluza-Klein or  $KK$  excitations), whose exchange is responsible for unitarizing longitudinal  $W$  and  $Z$  boson scattering [54]. Using deconstruction, it has been shown [55] that a Higgsless model whose fermions are localized (i.e., derive their electroweak properties from a

single site on the deconstructed lattice) cannot simultaneously satisfy unitarity bounds and precision electroweak constraints.

It has recently been proposed [56] that the size of corrections to electroweak processes in Higgsless models may be reduced by considering delocalized fermions, i.e. considering the effect of the distribution of the wavefunctions of ordinary fermions in the fifth dimension (corresponding, in the deconstruction language, to allowing the fermions to derive their electroweak properties from several sites on the lattice). It has been shown [57] that, in an arbitrary Higgsless model, if the probability distribution of the delocalized fermions is related to the  $W$  wavefunction (a condition called “ideal” delocalization), then deviations in precision electroweak parameters are minimized. Phenomenological limits on delocalized Higgsless models may be derived [58] from limits on the deviation of the triple-gauge boson ( $WWZ$ ) vertices from the standard model, and current constraints allow for the lightest  $KK$  resonances (which tend to be fermiophobic in the case of ideal fermion delocalization) to have masses of only a few hundred GeV. Such resonances would have to be studied using  $WW$  scattering [59].

### **Acknowledgments**

We thank Tom Appelquist, Bogdan Dobrescu, Robert Harris, Chris Hill, Greg Landsberg, Kenneth Lane, Elizabeth Simmons, and John Terning for help in the preparation of this article. *This work was supported in part by the Department of Energy under grant DE-FG02-91ER40676 and by the National Science Foundation under grant PHY-0354226.*

### **References**

1. S. Weinberg, Phys. Rev. **D19**, 1277 (1979).
2. L. Susskind, Phys. Rev. **D20**, 2619 (1979).
3. For a recent review, see C.T. Hill and E.H. Simmons, Phys. Rept. **381**, 235 (2003).
4. E. Eichten and K. Lane, Phys. Lett. **90B**, 125 (1980).
5. For reviews, see E. Farhi and L. Susskind, Phys. Reports **74**, 277 (1981);  
R.K. Kaul, Rev. Mod. Phys. **55**, 449 (1983);  
R.S. Chivukula *et al.*, hep-ph/9503202.

6. S. Dimopoulos, S. Raby, and G.L. Kane, Nucl. Phys. **B182**, 77 (1981).
7. S. Dimopoulos and L. Susskind, Nucl. Phys. **B155**, 237 (1979).
8. B. Holdom, Phys. Rev. **D24**, 1441 (1981) and Phys. Lett. **150B**, 301 (1985);  
K. Yamawaki, M. Bando, and K. Matumoto, Phys. Rev. Lett. **56**, 1335 (1986);  
T.W. Appelquist, D. Karabali, and L.C.R. Wijewardhana, Phys. Rev. Lett. **57**, 957 (1986);  
T. Appelquist and L.C.R. Wijewardhana, Phys. Rev. **D35**, 774 (1987) and Phys. Rev. **D36**, 568 (1987).
9. E. Eichten and K. Lane, Phys. Lett. **B222**, 274 (1989).
10. J. Erler and P. Langacker, “Electroweak Model and Constraints on New Physics,” in the section on Reviews, Tables, and Plots in this *Review*.
11. T.W. Appelquist, M. Piai, and R. Shrock, Phys. Rev. **D69**, 015002 (2004);  
T. Appelquist, N. Christensen, M. Piai, and R. Shrock, Phys. Rev. **D70**, 093010 (2004).
12. E. Eichten, I. Hinchliffe, K.D. Lane, and C. Quigg, Rev. Mod. Phys. **56**, 579 (1984) and Phys. Rev. **D34**, 1547 (1986).
13. K. Lane, Phys. Rev. **D60**, 075007 (1999).
14. T. Sjostrand, Comp. Phys. Comm. **82**, 74 (1994).
15. S. Mrenna, Technihadron production and decay at LEP2, Phys. Lett. **B461**, 352 (1999).
16. E. Eichten, K. Lane, and J. Womersley, Phys. Lett. **B405**, 305 (1997).
17. CDF Collaboration (T. Affolder *et al.*), Phys. Rev. Lett. **84**, 1110 (2000).
18. CDF Collaboration, “Search for New Particle  $X \rightarrow b\bar{b}$  Produced in Association with  $W^\pm$  Bosons at  $\sqrt{s} = 1.96$  TeV”, CDF/PUB/EXOTIC/PUBLIC 7126, July 2004..
19. DØ Collaboration, “A Search for Techniparticle Production in  $p\bar{p}$  collisions at  $\sqrt{s} = 1.96$  TeV in the Mode  $\rho_T \rightarrow W(\rightarrow e\nu) + \pi_T$ ”, DØConf Note 4579, August 2004..
20. CDF Collaboration (F. Abe *et al.*), Phys. Rev. Lett. **83**, 3124 (1999).
21. DØ Collaboration (V.M. Abazov *et al.*), Phys. Rev. Lett. **87**, 061802 (2001).
22. DELPHI Collaboration (J. Abdallah *et al.*), Eur. Phys. J. **C22**, 17 (2001).



23. K. Lane and M.V. Ramana, Phys. Rev. **D44**, 2678 (1991).
24. CDF Collaboration (F. Abe *et al.*), Phys. Rev. **D55**, R5263 (1997).
25. K. Cheung and R.M. Harris, hep-ph/9610382.
26. CDF Collaboration (F. Abe *et al.*), Phys. Rev. Lett. **82**, 3206 (1999).
27. CDF Collaboration (T. Affolder *et al.*), Phys. Rev. Lett. **85**, 2056 (2000).
28. A. Zerwekh and R. Rosenfeld, Phys. Lett. **B503**, 325 (2001);  
R.S. Chivukula, *et al.*, Boston Univ. preprint BUHEP-01-19.
29. V.A. Miransky, M. Tanabashi, and K. Yamawaki, Phys. Lett. **221B**, 177 (1989) and Mod. Phys. Lett. **4**, 1043 (1989);  
Y. Nambu, EFI-89-08 (1989);  
W.J. Marciano, Phys. Rev. Lett. **62**, 2793 (1989).
30. W.A. Bardeen, C.T. Hill, and M. Lindner, Phys. Rev. **D41**, 1647 (1990).
31. C.T. Hill, Phys. Lett. **B345**, 483 (1995);  
see also Phys. Lett. **266B**, 419 (1991).
32. CDF Collaboration (F. Abe *et al.*), Phys. Rev. Lett. **82**, 2038 (1999).
33. CDF Collaboration (F. Affolder *et al.*), Phys. Rev. Lett. **85**, 2062 (2000).
34. D0 Collaboration (V. Abazov *et al.*), Phys. Rev. Lett. **87**, 231801 (2001).
35. G. Burdman *et al.*, Phys. Lett. **B514**, 41 (2001).
36. B.A. Dobrescu and C.T. Hill, Phys. Rev. Lett. **81**, 2634 (1998).
37. R.S. Chivukula *et al.*, Phys. Rev. **D59**, 075003 (1999).
38. H. Collins, A. Grant, and H. Georgi, Phys. Rev. **D61**, 055002 (2000).
39. B.A. Dobrescu, Phys. Lett. **B461**, 99 (1999);  
H.-C. Cheng, *et al.*, Nucl. Phys. **B589**, 249 (2000).
40. E.H. Simmons, Nucl. Phys. **B324**, 315 (1989).
41. G. Burdman and N. Evans, Phys. Rev. **D59**, 115005 (1999).
42. DØ Collaboration (B. Abbott *et al.*), Phys. Rev. Lett. **82**, 2457 (1999).
43. I. Bertram and E.H. Simmons, Phys. Lett. **B443**, 347 (1998).

44. G. Burdman, R.S. Chivukula, and N. Evans, Phys. Rev. **D61**, 035009 (2000).
45. N. Arkani-Hamed, A. G. Cohen and H. Georgi, Phys. Lett. **B513**, 232 (2001).
46. D. B. Kaplan and H. Georgi, Phys. Lett. **B136**, 183 (1984) and Phys. Lett. **B145**, 216 (1984);  
T. Banks, Nucl. Phys. **B243**, 123 (1984);  
D. B. Kaplan, H. Georgi, and S. Dimopoulos, Phys. Lett. **B136**, 187 (1984);  
M. J. Dugan, H. Georgi, and D. B. Kaplan, Nucl. Phys. **B254**, 299 (1985).
47. See also review by P. Igo-Kemenes, “Searches for Higgs Bosons,” in the Boson Listings in this *Review*.
48. N. Arkani-Hamed, A. G. Cohen and H. Georgi, Phys. Rev. **D86**, 4757 (2001);  
H. C. Cheng, C. T. Hill and J. Wang, Phys. Rev. **D64**, 095003 (2001).
49. M Schmaltz and D. Tucker-Smith, hep-ph/0502182.
50. C. Csaki, J. Hubisz, G. Kribs, P. Meade, and J. Terning, Phys. Rev. **D67**, 115002 (2003);  
J. Hewett, F. Petriello, and T. Rizzo, JHEP **310**, 062 (2003);  
T. Han, H. Logan, B. McElrath, and L.-T. Wang, Phys. Rev. **D67**, 095004 (2003) Z. Han and W. Skba, hep-ph/0506206.
51. C. Csaki, C. Grojean, H. Murayama, L Pilo, and J. Terning, Phys. Rev. **D69**, 055006 (2003).
52. K. Agashe, A. Delgado, M. May, and R. Sundrum, JHEP **0308**, 050 (2003);  
C. Csaki, C. Grojean, L. Pilo, and J. Terning Phys. Rev. Lett. **92**, 101802 (2004).
53. J. Maldacena, Adv. Theor. Math. Phys. **2**, 231 (1998).
54. R. S. Chivukula, D. Dicus, and H.-J. He, Phys. Lett. **B525**, 175 (2002).
55. R. S. Chivukula, E. H. Simmons, H.-J. He, M. Kurachi, and M. Tanabashi, Phys. Rev. **D71**, 035007 (2005).
56. G. Cacciapaglia, C. Csaki, C. Grojean, and J. Terning, Phys. Rev. **D71**, 035015 (2005);  
R. Foadi, S. Gopalkrishna, and C. Schmidt, Phys. Lett. **B606**, 157 (2005);  
G. Cacciapaglia, C. Csaki, C. Grojean, M. Reece, and J. Terning, hep-ph/0505001.
57. R. S. Chivukula, E. H. Simmons, H.-J. He, M. Kurachi, and M. Tanabashi, Phys. Rev. **D72**, 0155008 (2005).

58. R. S. Chivukula, E. H. Simmons, H.-J. He, M. Kurachi, and M. Tanabashi, [hep-ph/0508147](#).
59. A. Birkedal, K. Matchev and M. Perelstein, *Phys. Rev. Lett.* **94**, 191803 (2005).