

AXIONS AND OTHER SIMILAR PARTICLES

Revised April 2014 by A. Ringwald (DESY), L.J Rosenberg and G. Rybka (U. of Washington).

Introduction

In this section, we list coupling-strength and mass limits for light neutral scalar or pseudoscalar bosons that couple weakly to normal matter and radiation. Such bosons may arise from a global spontaneously broken U(1) symmetry, resulting in a massless Nambu-Goldstone (NG) boson. If there is a small explicit symmetry breaking, either already in the Lagrangian or due to quantum effects such as anomalies, the boson acquires a mass and is called a pseudo-NG boson. Typical examples are axions (A^0) [1,2], familons [3] and Majorons [4], associated, respectively, with a spontaneously broken Peccei-Quinn, family and lepton-number symmetry.

A common characteristic among these light bosons ϕ is that their coupling to Standard-Model particles is suppressed by the energy scale that characterizes the symmetry breaking, *i.e.*, the decay constant f . The interaction Lagrangian is

$$\mathcal{L} = f^{-1} J^\mu \partial_\mu \phi, \quad (1)$$

where J^μ is the Noether current of the spontaneously broken global symmetry. If f is very large, these new particles interact very weakly. Detecting them would provide a window to physics far beyond what can be probed at accelerators.

Axions are of particular interest because the Peccei-Quinn (PQ) mechanism remains perhaps the most credible scheme to preserve CP in QCD. Moreover, the cold dark matter of the universe may well consist of axions and they are searched for in dedicated experiments with a realistic chance of discovery.

Originally it was assumed that the PQ scale f_A was related to the electroweak symmetry-breaking scale $v_{\text{weak}} = (\sqrt{2}G_F)^{-1/2} = 247$ GeV. However, the associated “standard” and “variant” axions were quickly excluded—we refer to the Listings for detailed limits. Here we focus on “invisible axions” with $f_A \gg v_{\text{weak}}$ as the main possibility.

Axions have a characteristic two-photon vertex, inherited from their mixing with π^0 and η . It allows for the main search

strategy based on axion-photon conversion in external magnetic fields [5], an effect that also can be of astrophysical interest. While for axions the product “ $A\gamma\gamma$ interaction strength \times mass” is essentially fixed by the corresponding π^0 properties, one may consider more general axion-like particles (ALPs) where the two parameters are independent. Several experiments have recently explored this more general parameter space. ALPs populating the latter are predicted to arise generically, in addition to the axion, in low-energy effective field theories emerging from string theory [6]. The latter often contain also very light Abelian vector bosons under which the Standard-Model particles are not charged: so-called hidden-sector photons, dark photons or paraphotons. They share a lot of the phenomenological features with the axion and ALPs, notably the possibility of hidden photon - photon conversion. Their physics case and the current constraints are compiled in Ref. [7].

I. THEORY

1.1 Peccei-Quinn mechanism and axions

The QCD Lagrangian includes a CP-violating term $\mathcal{L}_\Theta = \bar{\Theta} (\alpha_s/8\pi) G^{\mu\nu a} \tilde{G}_{\mu\nu}^a$, where $-\pi \leq \bar{\Theta} \leq +\pi$ is the effective Θ parameter after diagonalizing quark masses, G is the color field strength tensor, and \tilde{G} its dual. Limits on the neutron electric dipole moment [8] imply $|\bar{\Theta}| \lesssim 10^{-10}$ even though $\bar{\Theta} = \mathcal{O}(1)$ is otherwise completely satisfactory. The spontaneously broken global Peccei-Quinn symmetry $U(1)_{\text{PQ}}$ was introduced to solve this “strong CP problem” [1], an axion being the pseudo-NG boson of $U(1)_{\text{PQ}}$ [2]. This symmetry is broken due to the axion’s anomalous triangle coupling to gluons,

$$\mathcal{L} = \left(\bar{\Theta} - \frac{\phi_A}{f_A} \right) \frac{\alpha_s}{8\pi} G^{\mu\nu a} \tilde{G}_{\mu\nu}^a, \quad (2)$$

where ϕ_A is the axion field and f_A the axion decay constant. Color anomaly factors have been absorbed in the normalization of f_A which is defined by this Lagrangian. Thus normalized, f_A is the quantity that enters all low-energy phenomena [9]. Non-perturbative QCD effects induce a potential for ϕ_A whose minimum is at $\phi_A = \bar{\Theta} f_A$, thereby canceling the $\bar{\Theta}$ term in the QCD Lagrangian and thus restoring CP symmetry.

The resulting axion mass is given by $m_A f_A \approx m_\pi f_\pi$ where $m_\pi = 135$ MeV and $f_\pi \approx 92$ MeV. In more detail one finds

$$m_A = \frac{z^{1/2}}{1+z} \frac{f_\pi m_\pi}{f_A} = \frac{0.60 \text{ meV}}{f_A/10^{10} \text{ GeV}}, \quad (3)$$

where $z = m_u/m_d$. We have used the canonical value $z = 0.56$ [10], although the range $z = 0.35\text{--}0.60$ is plausible [11].

Originally one assumed $f_A \sim v_{\text{weak}}$ [1,2]. Tree-level flavor conservation fixes the axion properties in terms of a single parameter $\tan\beta$, the ratio of the vacuum expectation values of two Higgs fields that appear as a minimal ingredient. This “standard axion” is excluded after extensive searches [12]. A narrow peak structure observed in positron spectra from heavy ion collisions [13] suggested an axion-like particle of mass 1.8 MeV that decays into e^+e^- , but extensive follow-up searches were negative. “Variant axion models” were proposed which keep $f_A \sim v_{\text{weak}}$ while dropping the constraint of tree-level flavor conservation [14], but these models are also excluded [15].

Axions with $f_A \gg v_{\text{weak}}$ evade all current experimental limits. One generic class of models invokes “hadronic axions” where new heavy quarks carry $U(1)_{\text{PQ}}$ charges, leaving ordinary quarks and leptons without tree-level axion couplings. The prototype is the KSVZ model [16], where in addition the heavy quarks are electrically neutral. Another generic class requires at least two Higgs doublets and ordinary quarks and leptons carry PQ charges, the prototype being the DFSZ model [17]. All of these models contain at least one electroweak singlet scalar that acquires a vacuum expectation value and thereby breaks the PQ symmetry. The KSVZ and DFSZ models are frequently used as generic examples, but other models exist where both heavy quarks and Higgs doublets carry PQ charges. In supersymmetric models, the axion is part of a supermultiplet and thus inevitably accompanied by a spin-0 saxion and a spin-1 axino, which both also have couplings suppressed by f_A , but are expected to have large masses due to supersymmetry breaking [18].

I.2 Model-dependent axion couplings

Although the generic axion interactions scale approximately with f_π/f_A from the corresponding π^0 couplings, there are non-negligible model-dependent factors and uncertainties. The axion’s two-photon interaction plays a key role for many searches,

$$\mathcal{L}_{A\gamma\gamma} = \frac{G_{A\gamma\gamma}}{4} F_{\mu\nu} \tilde{F}^{\mu\nu} \phi_A = -G_{A\gamma\gamma} \mathbf{E} \cdot \mathbf{B} \phi_A, \quad (4)$$

where F is the electromagnetic field-strength tensor and \tilde{F} its dual. The coupling constant is

$$\begin{aligned} G_{A\gamma\gamma} &= \frac{\alpha}{2\pi f_A} \left(\frac{E}{N} - \frac{2}{3} \frac{4+z}{1+z} \right) \\ &= \frac{\alpha}{2\pi} \left(\frac{E}{N} - \frac{2}{3} \frac{4+z}{1+z} \right) \frac{1+z}{z^{1/2}} \frac{m_A}{m_\pi f_\pi}, \end{aligned} \quad (5)$$

where E and N are the electromagnetic and color anomalies of the axial current associated with the axion. In grand unified models, and notably for DFSZ [17], $E/N = 8/3$, whereas for KSVZ [16] $E/N = 0$ if the electric charge of the new heavy quark is taken to vanish. In general, a broad range of E/N values is possible [19], as indicated by the yellow band in Figure 1. The two-photon decay width is

$$\Gamma_{A \rightarrow \gamma\gamma} = \frac{G_{A\gamma\gamma}^2 m_A^3}{64\pi} = 1.1 \times 10^{-24} \text{ s}^{-1} \left(\frac{m_A}{\text{eV}} \right)^5. \quad (6)$$

The second expression uses Eq. (5) with $z = 0.56$ and $E/N = 0$. Axions decay faster than the age of the universe if $m_A \gtrsim 20$ eV.

The interaction with fermions f has derivative form and is invariant under a shift $\phi_A \rightarrow \phi_A + \phi_0$ as behooves a NG boson,

$$\mathcal{L}_{Aff} = \frac{C_f}{2f_A} \bar{\Psi}_f \gamma^\mu \gamma_5 \Psi_f \partial_\mu \phi_A. \quad (7)$$

Here, Ψ_f is the fermion field, m_f its mass, and C_f a model-dependent coefficient. The dimensionless combination $g_{Aff} \equiv C_f m_f / f_A$ plays the role of a Yukawa coupling and $\alpha_{Aff} \equiv g_{Aff}^2 / 4\pi$ of a “fine-structure constant.” The often-used pseudoscalar form $\mathcal{L}_{Aff} = -i(C_f m_f / f_A) \bar{\Psi}_f \gamma_5 \Psi_f \phi_A$ need not be equivalent to the appropriate derivative structure, for example when two NG bosons are attached to one fermion line as in axion emission by nucleon bremsstrahlung [20].

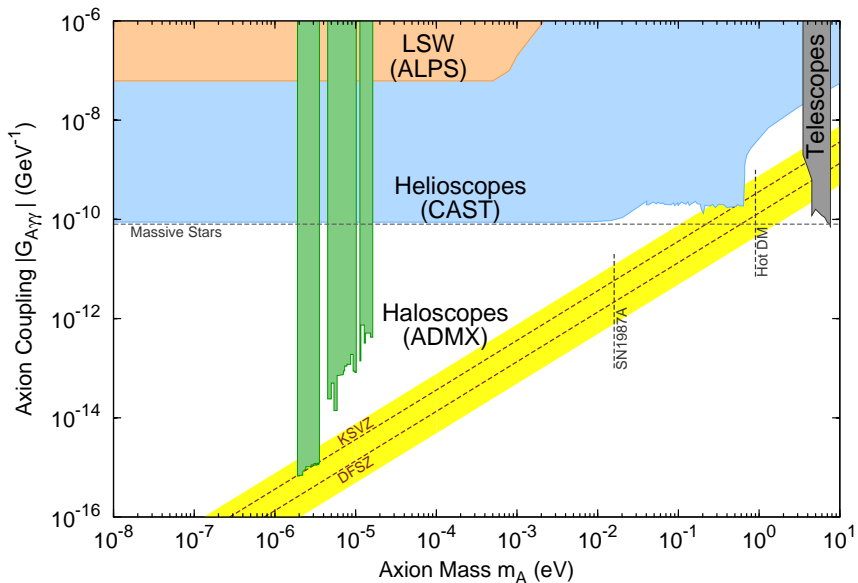


Figure 1: Exclusion plot for axion-like particles as described in the text.

In the DFSZ model [17], the tree-level coupling coefficient to electrons is

$$C_e = \frac{\cos^2 \beta}{3}, \quad (8)$$

where $\tan \beta$ is the ratio of two Higgs vacuum expectation values that are generic to this and similar models.

For nucleons, $C_{n,p}$ are related to axial-vector current matrix elements by generalized Goldberger-Treiman relations,

$$\begin{aligned} C_p &= (C_u - \eta)\Delta u + (C_d - \eta z)\Delta d + (C_s - \eta w)\Delta s, \\ C_n &= (C_u - \eta)\Delta d + (C_d - \eta z)\Delta u + (C_s - \eta w)\Delta s. \end{aligned} \quad (9)$$

Here, $\eta = (1 + z + w)^{-1}$ with $z = m_u/m_d$ and $w = m_u/m_s \ll z$ and the Δq are given by the axial vector current matrix element $\Delta q S_\mu = \langle p | \bar{q} \gamma_\mu \gamma_5 q | p \rangle$ with S_μ the proton spin.

Neutron beta decay and strong isospin symmetry considerations imply $\Delta u - \Delta d = F + D = 1.269 \pm 0.003$, whereas hyperon decays and flavor SU(3) symmetry imply $\Delta u + \Delta d - 2\Delta s = 3F - D = 0.586 \pm 0.031$ [21]. The strange-quark contribution

is $\Delta s = -0.08 \pm 0.01_{\text{stat}} \pm 0.05_{\text{sys}}$ from the COMPASS experiment [22], and $\Delta s = -0.085 \pm 0.008_{\text{exp}} \pm 0.013_{\text{theor}} \pm 0.009_{\text{evol}}$ from HERMES [21], in agreement with each other and with an early estimate of $\Delta s = -0.11 \pm 0.03$ [23]. We thus adopt $\Delta u = 0.84 \pm 0.02$, $\Delta d = -0.43 \pm 0.02$ and $\Delta s = -0.09 \pm 0.02$, very similar to what was used in the axion literature.

The uncertainty of the axion-nucleon couplings is dominated by the uncertainty $z = m_u/m_d = 0.35\text{--}0.60$ that we mentioned earlier. For hadronic axions $C_{u,d,s} = 0$ so that $-0.51 < C_p < -0.36$ and $0.10 > C_n > -0.05$. Therefore it is well possible that $C_n = 0$ whereas C_p does not vanish within the plausible z range. In the DFSZ model, $C_u = \frac{1}{3} \sin^2 \beta$ and $C_d = \frac{1}{3} \cos^2 \beta$ and C_n and C_p as functions of β and z do not vanish simultaneously.

The axion-pion interaction is given by the Lagrangian [24]

$$\mathcal{L}_{A\pi} = \frac{C_{A\pi}}{f_\pi f_A} (\pi^0 \pi^+ \partial_\mu \pi^- + \pi^0 \pi^- \partial_\mu \pi^+ - 2\pi^+ \pi^- \partial_\mu \pi^0) \partial_\mu \phi_A, \quad (10)$$

where $C_{A\pi} = (1 - z)/[3(1 + z)]$ in hadronic models. The chiral symmetry-breaking Lagrangian provides an additional term $\mathcal{L}'_{A\pi} \propto (m_\pi^2/f_\pi f_A) (\pi^0 \pi^0 + 2\pi^- \pi^+) \pi^0 \phi_A$. For hadronic axions it vanishes identically, in contrast to the DFSZ model (Roberto Peccei, private communication).

II. LABORATORY SEARCHES

II.1 Light shining through walls

Searching for “invisible axions” is extremely challenging. The most promising approaches rely on the axion-two-photon vertex, allowing for axion-photon conversion in external electric or magnetic fields [5]. For the Coulomb field of a charged particle, the conversion is best viewed as a scattering process, $\gamma + Ze \leftrightarrow Ze + A$, called Primakoff effect [25]. In the other extreme of a macroscopic field, usually a large-scale B -field, the momentum transfer is small, the interaction coherent over a large distance, and the conversion is best viewed as an axion-photon oscillation phenomenon in analogy to neutrino flavor oscillations [26].

Photons propagating through a transverse magnetic field, with incident \mathbf{E}_γ and magnet \mathbf{B} parallel, may convert into

axions. For $m_A^2 L/2\omega \ll 2\pi$, where L is the length of the B field region and ω the photon energy, the resultant axion beam is coherent with the incident photon beam and the conversion probability is $\Pi \sim (1/4)(G_{A\gamma\gamma}BL)^2$. A practical realization uses a laser beam propagating down the bore of a superconducting dipole magnet (like the bending magnets in high-energy accelerators). If another magnet is in line with the first, but shielded by an optical barrier, then photons may be regenerated from the pure axion beam [27]. The overall probability is $P(\gamma \rightarrow A \rightarrow \gamma) = \Pi^2$.

The first such experiment utilized two magnets of length $L = 4.4$ m and $B = 3.7$ T and found $G_{A\gamma\gamma} < 6.7 \times 10^{-7}$ GeV $^{-1}$ at 95% CL for $m_A < 1$ meV [28]. More recently, several such experiments were performed (see Listings) [29,30]. The current best limit, $G_{A\gamma\gamma} < 0.7 \times 10^{-7}$ GeV $^{-1}$ at 95% CL for $m_A \lesssim 0.5$ meV, has been achieved by the ALPS (Any Light Particle Search) experiment, which exploited a superconducting HERA dipole magnet and a Fabry-Perot cavity to enhance the laser power on the production side [30], cf. Figure 1. Some of these experiments have also reported limits for scalar bosons where the photon \mathbf{E}_γ must be chosen perpendicular to the magnet \mathbf{B} .

The concept of resonantly enhanced photon regeneration may open unexplored regions of coupling strength [31]. In this scheme, both the production and detection magnets are within Fabry-Perot optical cavities and actively locked in frequency. The $\gamma \rightarrow A \rightarrow \gamma$ rate is enhanced by a factor $2\mathcal{F}\mathcal{F}'/\pi^2$ relative to a single-pass experiment, where \mathcal{F} and \mathcal{F}' are the finesses of the two cavities. The resonant enhancement could be of order $10^{(10-12)}$, improving the $G_{A\gamma\gamma}$ sensitivity by $10^{(2.5-3)}$. A detailed technical design for ALPS-II, based on this concept and aiming at an improvement of the current laboratory bound on $G_{A\gamma\gamma}$ by a factor $\sim 3 \times 10^3$, has recently been published [32].

Resonantly enhanced photon regeneration has already been exploited in experiments searching for "radiowaves shining through a shielding" [33,34]. For $m_A \lesssim 10^{-5}$ eV, the upper bound on $G_{A\gamma\gamma}$ established by the CROWS (CERN Resonant

Weakly Interacting sub-eV Particle Search) experiment [35] is comparable to the one set by ALPS.

II.2 Photon polarization

An alternative to regenerating the lost photons is to use the beam itself to detect conversion: the polarization of light propagating through a transverse B field suffers dichroism and birefringence [36]. Dichroism: The E_{\parallel} component, but not E_{\perp} , is depleted by axion production, causing a small rotation of linearly polarized light. For $m_A^2 L/2\omega \ll 2\pi$, the effect is independent of m_A . For heavier axions, it oscillates and diminishes as m_A increases, and it vanishes for $m_A > \omega$. Birefringence: This rotation occurs because there is mixing of virtual axions in the E_{\parallel} state, but not for E_{\perp} . Hence, linearly polarized light will develop elliptical polarization. Higher-order QED also induces vacuum birefringence. A search for these effects was performed in the same dipole magnets in the early experiment above [37]. The dichroic rotation gave a stronger limit than the ellipticity rotation: $G_{A\gamma\gamma} < 3.6 \times 10^{-7} \text{ GeV}^{-1}$ at 95% CL for $m_A < 5 \times 10^{-4} \text{ eV}$. The ellipticity limits are better at higher masses, as they fall off smoothly and do not terminate at m_A .

In 2006 the PVLAS collaboration reported a signature of magnetically induced vacuum dichroism that could be interpreted as the effect of a pseudoscalar with $m_A = 1\text{--}1.5 \text{ meV}$ and $G_{A\gamma\gamma} = (1.6\text{--}5) \times 10^{-6} \text{ GeV}^{-1}$ [38]. Since then, these findings are attributed to instrumental artifacts [39]. This particle interpretation is also excluded by the above photon regeneration searches that were perhaps inspired by the original PVLAS result.

II.3 Long-range forces

New bosons would mediate long-range forces, which are severely constrained by “fifth force” experiments [40]. Those looking for new mass-spin couplings provide significant constraints on pseudoscalar bosons [41]. Presently, the most restrictive limits are obtained from combining long-range force measurements with stellar cooling arguments [42]. For the moment, any of these limits are far from realistic values expected

for axions. Still, these efforts provide constraints on more general low-mass bosons.

III. AXIONS FROM ASTROPHYSICAL SOURCES

III.1 Stellar energy-loss limits:

Low-mass weakly-interacting particles (neutrinos, gravitons, axions, baryonic or leptonic gauge bosons, *etc.*) are produced in hot astrophysical plasmas, and can thus transport energy out of stars. The coupling strength of these particles with normal matter and radiation is bounded by the constraint that stellar lifetimes or energy-loss rates not conflict with observation [43–45].

We begin this discussion with our Sun and concentrate on hadronic axions. They are produced predominantly by the Primakoff process $\gamma + Ze \rightarrow Ze + A$. Integrating over a standard solar model yields the axion luminosity [46]

$$L_A = G_{10}^2 1.85 \times 10^{-3} L_\odot, \quad (11)$$

where $G_{10} = G_{A\gamma\gamma} \times 10^{10}$ GeV. The maximum of the spectrum is at 3.0 keV, the average at 4.2 keV, and the number flux at Earth is $G_{10}^2 3.75 \times 10^{11}$ cm⁻² s⁻¹. The solar photon luminosity is fixed, so axion losses require enhanced nuclear energy production and thus enhanced neutrino fluxes. The all-flavor measurements by SNO together with a standard solar model imply $L_A \lesssim 0.10 L_\odot$, corresponding to $G_{10} \lesssim 7$ [47], mildly superseding a similar limit from helioseismology [48].

A more restrictive limit derives from globular-cluster (GC) stars that allow for detailed tests of stellar-evolution theory. The stars on the horizontal branch (HB) in the color-magnitude diagram have reached helium burning with a core-averaged energy release of about 80 erg g⁻¹ s⁻¹, compared to Primakoff axion losses of $G_{10}^2 30$ erg g⁻¹ s⁻¹. The accelerated consumption of helium reduces the HB lifetime by about $80/(80 + 30 G_{10}^2)$. Number counts of HB stars in 15 GCs compared with the number of red giants (that are not much affected by Primakoff losses) reveal agreement with expectations within 20–40% in

any one GC and overall on the 10% level [44]. Therefore, a reasonably conservative limit is

$$G_{A\gamma\gamma} \lesssim 1 \times 10^{-10} \text{ GeV}^{-1}, \quad (12)$$

although a detailed error budget is not available.

Recently, it has been argued that for $G_{A\gamma\gamma} > 0.8 \times 10^{-10} \text{ GeV}^{-1}$ the Primakoff flux of axions would shorten the helium-burning phase of massive stars so much that Cepheids could not be observed, thereby excluding such values of the photon coupling [49], cf. Figure 1.

We translate the conservative constraint, Equation 12, on $G_{A\gamma\gamma}$ to $f_A > 2.3 \times 10^7 \text{ GeV}$ ($m_A < 0.3 \text{ eV}$), using $z = 0.56$ and $E/N = 0$ as in the KSVZ model, and show the excluded range in Figure 2. For the DFSZ model with $E/N = 8/3$, the corresponding limits are slightly less restrictive, $f_A > 0.8 \times 10^7 \text{ GeV}$ ($m_A < 0.7 \text{ eV}$). The exact high-mass end of the exclusion range has not been determined. The relevant temperature is around 10 keV and the average photon energy is therefore around 30 keV. The excluded m_A range thus certainly extends beyond the shown 100 keV.

If axions couple directly to electrons, the dominant emission processes are atomic axio-recombination and axio-deexcitation, axio-bremsstrahlung in electron-ion or electron-electron collisions, and Compton scattering [51]. Bremsstrahlung is efficient in white dwarfs (WDs), where the Primakoff and Compton processes are suppressed by the large plasma frequency. The enhanced energy losses would delay helium ignition in GC stars, implying $\alpha_{Aee} \lesssim 0.5 \times 10^{-26}$ [52]. Enhanced WD cooling led to a similar limit from the WD luminosity function [53]. Based on much better data and detailed WD cooling treatment, today it appears that the WD luminosity function fits better with a new energy-loss channel that can be interpreted in terms of axion losses corresponding to $\alpha_{Aee} \sim 10^{-27}$ [54]. For pulsationally unstable WDs (ZZ Ceti stars), the period decrease \dot{P}/P is a measure of the cooling speed. The corresponding observations of the pulsating WDs G117-B15A and R548 imply additional cooling that can be interpreted in terms of similar axion losses

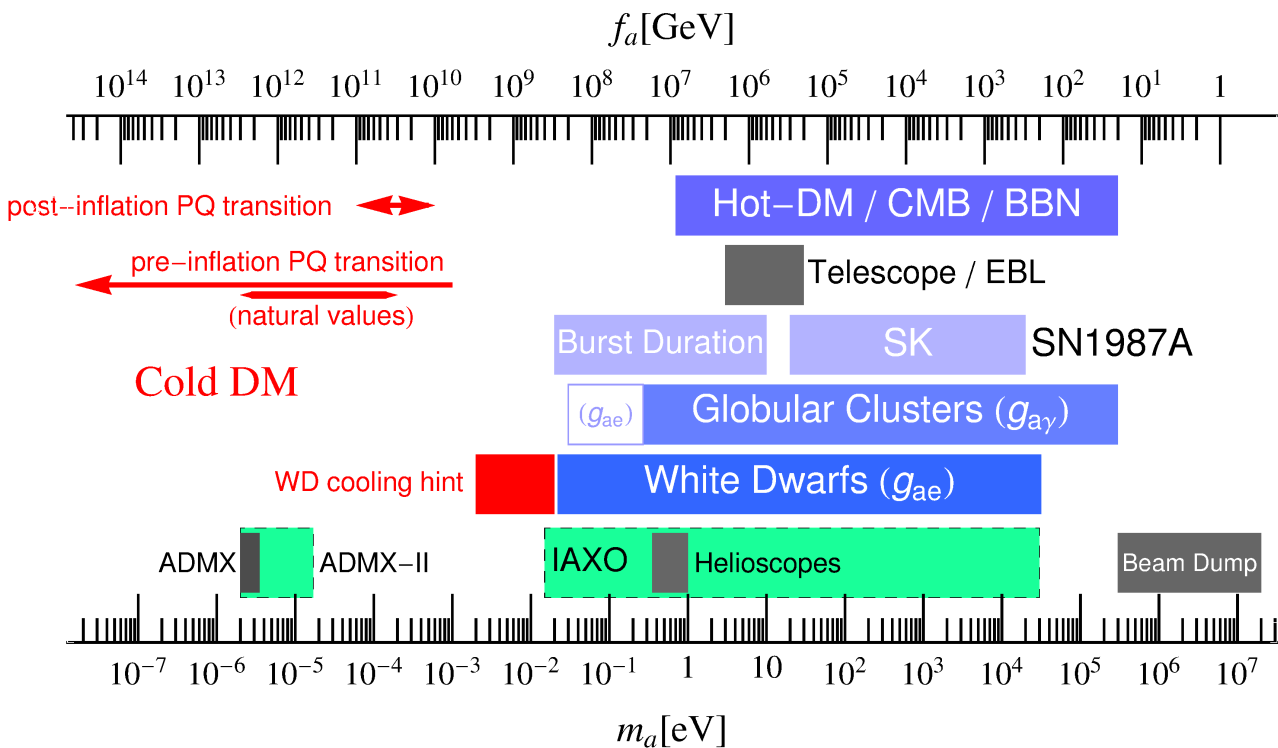


Figure 2: Exclusion ranges as described in the text. The dark intervals are the approximate CAST and ADMX search ranges, with green regions indicating the planned reach of future upgrades. Limits on coupling strengths are translated into limits on m_A and f_A using $z = 0.56$ and the KSVZ values for the coupling strengths. The “Beam Dump” bar is a rough representation of the exclusion range for standard or variant axions. The “Globular Clusters” and “White Dwarfs” ranges uses the DFSZ model with an axion-electron coupling corresponding to $\cos^2 \beta = 1/2$. The Cold Dark Matter exclusion range is particularly uncertain; ranges for pre-inflation and post-inflation Peccei-Quinn transitions are shown. Figure adapted from [49].

[55]. At the moment we prefer to interpret these results as an upper limit $\alpha_{Aee} \lesssim 10^{-27}$ shown in Figure 2.

Similar constraints derive from the measured duration of the neutrino signal of the supernova SN 1987A. Numerical simulations for a variety of cases, including axions and Kaluza-Klein

gravitons, reveal that the energy-loss rate of a nuclear medium at the density $3 \times 10^{14} \text{ g cm}^{-3}$ and temperature 30 MeV should not exceed about $1 \times 10^{19} \text{ erg g}^{-1} \text{ s}^{-1}$ [44]. The energy-loss rate from nucleon bremsstrahlung, $N + N \rightarrow N + N + A$, is $(C_N/2f_A)^2(T^4/\pi^2 m_N) F$. Here F is a numerical factor that represents an integral over the dynamical spin-density structure function because axions couple to the nucleon spin. For realistic conditions, even after considerable effort, one is limited to a heuristic estimate leading to $F \approx 1$ [45].

The SN 1987A limits are of particular interest for hadronic axions where the bounds on α_{Aee} are moot. Within uncertainties of $z = m_u/m_d$ a reasonable choice for the coupling constants is then $C_p = -0.4$ and $C_n = 0$. Using a proton fraction of 0.3, $F = 1$, and $T = 30 \text{ MeV}$ one finds [45]

$$f_A \gtrsim 4 \times 10^8 \text{ GeV} \quad \text{and} \quad m_A \lesssim 16 \text{ meV}. \quad (13)$$

If axions interact sufficiently strongly they are trapped. Only about three orders of magnitude in g_{ANN} or m_A are excluded, a range shown somewhat schematically in Figure 2. For even larger couplings, the axion flux would have been negligible, yet it would have triggered additional events in the detectors, excluding a further range [56]. A possible gap between these two SN 1987A arguments was discussed as the “hadronic axion window” under the assumption that $G_{A\gamma\gamma}$ was anomalously small [57]. This range is now excluded by hot dark matter bounds (see below).

The very tentative indication for additional WD cooling by axion emission described above is not in conflict with SN 1987A bounds. Still, if the WD interpretation were correct, SNe would lose a large fraction of their energy as axions. This would lead to a diffuse SN axion background (DSAB) in the universe with an energy density comparable to the extra-galactic background light [58]. However, there is no apparent way of detecting it or the axion burst from the next nearby SN.

III.2 Searches for solar axions and ALPs

Instead of using stellar energy losses to derive axion limits, one can also search directly for these fluxes, notably from the Sun. The main focus has been on axion-like particles with a

two-photon vertex. They are produced by the Primakoff process with a flux given by Equation 11 and an average energy of 4.2 keV, and can be detected at Earth with the reverse process in a macroscopic B -field (“axion helioscope”) [5]. In order to extend the sensitivity in mass towards larger values, one can endow the photon with an effective mass in a gas, $m_\gamma = \omega_{\text{plas}}$, thus matching the axion and photon dispersion relations [59].

An early implementation of these ideas used a conventional dipole magnet, with a conversion volume of variable-pressure gas with a xenon proportional chamber as x-ray detector [60]. The conversion magnet was fixed in orientation and collected data for about 1000 s/day. Axions were excluded for $G_{A\gamma\gamma} < 3.6 \times 10^{-9} \text{ GeV}^{-1}$ for $m_A < 0.03 \text{ eV}$, and $G_{A\gamma\gamma} < 7.7 \times 10^{-9} \text{ GeV}^{-1}$ for $0.03 < m_A < 0.11 \text{ eV}$ at 95% CL.

Later, the Tokyo axion helioscope used a superconducting magnet on a tracking mount, viewing the Sun continuously. They reported $G_{A\gamma\gamma} < 6 \times 10^{-10} \text{ GeV}^{-1}$ for $m_A < 0.3 \text{ eV}$ [61]. This experiment was recommissioned and a similar limit for masses around 1 eV was reported [62].

The most recent helioscope CAST (CERN Axion Solar Telescope) uses a decommissioned LHC dipole magnet on a tracking mount. The hardware includes grazing-incidence x-ray optics with solid-state x-ray detectors, as well as a novel x-ray Micromegas position-sensitive gaseous detector. CAST has established a 95% CL limit $G_{A\gamma\gamma} < 8.8 \times 10^{-11} \text{ GeV}^{-1}$ for $m_A < 0.02 \text{ eV}$ [46]. To cover larger masses, the magnet bores are filled with a gas at varying pressure. The runs with ^4He cover masses up to about 0.4 eV [63], providing the ^4He limits shown in Figure 1. To cover yet larger masses, ^3He was used to achieve a larger pressure at cryogenic temperatures. Limits up to 1.17 eV were recently published [64], allowing CAST to “cross the axion line” for the KSVZ model (Figure 1).

Going to yet larger masses in a helioscope search is not well motivated because of the cosmic hot dark matter bound of $m_A \lesssim 0.7 \text{ eV}$ (see below). Sensitivity to significantly smaller values of $G_{A\gamma\gamma}$ can be achieved with a next-generation axion helioscope with a much larger magnetic-field cross section. Realistic design options for this “International Axion Observatory” (IAXO)

have been studied in some detail [65]. Such a next-generation axion helioscope may also push the sensitivity in the product of couplings to photons and to electrons, $G_{A\gamma\gamma}g_{Aee}$, into a range beyond stellar energy-loss limits and test the hypothesis that WD cooling is dominated by axion emission [66].

Other Primakoff searches for solar axions and ALPs have been carried out using crystal detectors, exploiting the coherent conversion of axions into photons when the axion angle of incidence satisfies a Bragg condition with a crystal plane [67]. However, none of these limits is more restrictive than the one derived from the constraint on the solar axion luminosity ($L_A \lesssim 0.10 L_\odot$) discussed earlier.

Another idea is to look at the Sun with an x-ray satellite when the Earth is in between. Solar axions and ALPs would convert in the Earth magnetic field on the far side and could be detected [68]. The sensitivity to $G_{A\gamma\gamma}$ could be comparable to CAST, but only for much smaller m_A . Deep solar x-ray measurements with existing satellites, using the solar magnetosphere as conversion region, have reported preliminary limits on $G_{A\gamma\gamma}$ [69].

III.3 Conversion of astrophysical photon fluxes

Large-scale B fields exist in astrophysics that can induce axion-photon oscillations. In practical cases, B is much smaller than in the laboratory, whereas the conversion region L is much larger. Therefore, while the product BL can be large, realistic sensitivities are usually restricted to very low-mass particles, far away from the “axion band” in a plot like Figure 1.

One example is SN 1987A, which would have emitted a burst of axion-like particles (ALPs) due to the Primakoff production in its core. They would have partially converted into γ -rays in the galactic B -field. The absence of a γ -ray burst in coincidence with SN 1987A neutrinos provides a limit $G_{A\gamma\gamma} \lesssim 1 \times 10^{-11} \text{ GeV}^{-1}$ for $m_A \lesssim 10^{-9} \text{ eV}$ [70].

Magnetically induced oscillations between photons and axion-like particles (ALPs) can modify the photon fluxes from distant sources in various ways, featuring (i) frequency-dependent dimming, (ii) modified polarization, and (iii) avoiding absorption by propagation in the form of axions.

For example, dimming of SNe Ia could influence the interpretation in terms of cosmic acceleration [71], although it has become clear that photon-ALP conversion could only be a subdominant effect [72]. Searches for linearly polarised emission from magnetised white dwarfs [73] and changes of the linear polarisation from radio galaxies (see, e.g., Ref. [74]) provide limits close to $G_{A\gamma\gamma} \sim 10^{-11} \text{ GeV}^{-1}$, for masses $m_A \lesssim 10^{-7} \text{ eV}$ and $m_A \lesssim 10^{-15} \text{ eV}$, respectively, albeit with uncertainties related to the underlying assumptions. Even stronger limits, $G_{A\gamma\gamma} \lesssim 2 \times 10^{-13} \text{ GeV}^{-1}$, for $m_A \lesssim 10^{-14} \text{ eV}$, have been obtained by exploiting high-precision measurements of quasar polarisations [75].

Remarkably, it appears that the universe could be too transparent to TeV γ -rays that should be absorbed by pair production on the extra-galactic background light [76]. The situation is not conclusive at present, but the possible role of photon-ALP oscillations in TeV γ -ray astronomy is tantalizing [77]. Fortunately, the region in ALP parameter space, $G_{A\gamma\gamma} \sim 10^{-12} - 10^{-10} \text{ GeV}^{-1}$ for $m_A \lesssim 10^{-7} \text{ eV}$ [78], required to explain the anomalous TeV transparency of the universe, could be conceivably probed by the next generation of laboratory experiments (ALPS-II) and helioscopes (IAXO) mentioned above.

IV. COSMIC AXIONS

IV.1 Cosmic axion populations

In the early universe, axions are produced by processes involving quarks and gluons [79]. After color confinement, the dominant thermalization process is $\pi + \pi \leftrightarrow \pi + A$ [24]. The resulting axion population would contribute a hot dark matter component in analogy to massive neutrinos. Cosmological precision data provide restrictive constraints on a possible hot dark-matter fraction that translate into $m_A \lesssim 0.9 \text{ eV}$ [80], but in detail depend on the used data set and assumed cosmological model.

For $m_A \gtrsim 20 \text{ eV}$, axions decay fast on a cosmic time scale, removing the axion population while injecting photons. This excess radiation provides additional limits up to very large

axion masses [81]. An anomalously small $G_{A\gamma\gamma}$ provides no loophole because suppressing decays leads to thermal axions overdominating the mass density of the universe.

The main cosmological interest in axions derives from their possible role as cold dark matter (CDM). In addition to thermal processes, axions are abundantly produced by the “vacuum re-alignment mechanism” [82] and the decay of topological defects (axion strings and domain walls) [83]. After the breakdown of the PQ symmetry, the axion field relaxes somewhere in the “bottom of the wine bottle” potential. Near the QCD epoch, instanton effects explicitly break the PQ symmetry, the very effect that causes dynamical PQ symmetry restoration. This “tilting of the wine bottle” drives the axion field toward the CP-conserving minimum, thereby exciting coherent oscillations of the axion field that ultimately represent a condensate of CDM, with a density that depends on the initial value of the field before the start of the oscillations, $-\pi \leq \bar{\Theta}_i = \phi_A(t_i)/f_A \leq \pi$. Moreover, discrete domains, with vacuum angles differing by 2π , form after the QCD transition and at their borders topological defects form. These defects decay and radiate non-relativistic axions which eventually add up to the re-alignment population.

The expected cosmic mass density axions depends on whether inflation happens after or before the PQ symmetry breakdown. In the former case, the topological defects are diluted away and the fractional cosmic mass density in axions is solely produced by the vacuum re-alignment mechanism [84],

$$\begin{aligned} \Omega_A^{\text{vr}} h^2 &\approx 0.11 \left(\frac{f_A}{5 \times 10^{11} \text{ GeV}} \right)^{1.184} F \bar{\Theta}_i^2 \\ &= 0.11 \left(\frac{12 \mu\text{eV}}{m_A} \right)^{1.184} F \bar{\Theta}_i^2, \end{aligned} \tag{14}$$

and depends on the initial value $\bar{\Theta}_i$ attained in the causally connected region which evolved into today’s observable universe. Here, h is today’s Hubble expansion parameter in units of $100 \text{ km s}^{-1} \text{ Mpc}^{-1}$, and $F = F(\bar{\Theta}_i, f_A)$ is a factor accounting for anharmonicities in the axion potential. For $F\bar{\Theta}_i^2 = \mathcal{O}(1)$, m_A should be above $\sim 10 \mu\text{eV}$ in order that the cosmic axion density does not exceed the observed CDM density, $\Omega_{\text{CDM}} h^2 =$

0.11. However, much smaller axion masses (much higher PQ scales) would still be possible if the initial value $\bar{\Theta}_i$ was small (“anthropic axion window” [85]).

However, this window may have been closed recently by measurements of fluctuations in the cosmic microwave background. In fact, if the PQ phase transition happens before inflation, the axion field is present during inflation and thus subject to quantum fluctuations, leading to isocurvature fluctuations that are severely constrained by observations [86]. These isocurvature constraints, combined with the recent measurement of a tensor to scalar ratio $r = 0.2_{-0.05}^{+0.07}$ by the cosmic microwave background polarimeter experiment BICEP2 [87] strongly disfavor scenarios with preinflationary PQ symmetry breaking [88], i.e. for which

$$f_A > \frac{H_I}{2\pi} \simeq 1.8 \times 10^{13} \text{ GeV} \left(\frac{r}{0.2}\right)^{1/2}, \quad m_A \lesssim 0.3 \text{ } \mu\text{eV} \left(\frac{r}{0.2}\right)^{-1/2},$$

where H_I is the Hubble scale during inflation. It remains to be seen whether the BICEP2 observations will be confirmed by PLANCK later in this year.

This tentatively leaves us either with scenarios in which there is no PQ symmetry during inflation and no phase transition at all [89] or scenarios in which the PQ symmetry breakdown takes place after inflation. In the latter case, $\bar{\Theta}_i$ will take on different values in different patches of the universe, resulting in an average contribution from the vacuum re-alignment mechanism of [84]

$$\Omega_A^{\text{vr}} h^2 \approx 0.11 \left(\frac{40 \text{ } \mu\text{eV}}{m_A}\right)^{1.184}. \quad (15)$$

However, the additional contribution from the decay of topological defects suffers from significant uncertainties. According to Sikivie and collaborators, these populations are comparable to the re-alignment contribution [83]. Other groups find a significantly enhanced axion density [90] or rather, a larger m_A value for axions providing CDM,

$$\Omega_A^{\text{td}} h^2 \approx 0.11 \left(\frac{400 \text{ } \mu\text{eV}}{m_A}\right)^{1.184}. \quad (16)$$

Moreover, the spatial axion density variations are large at the QCD transition and they are not erased by free streaming. When matter begins to dominate the universe, gravitationally bound “axion mini clusters” form promptly [91]. A significant fraction of CDM axions can reside in these bound objects.

In R-parity conserving supersymmetric models, more possibilities arise: cold dark matter might be a mixture of axions along with the lightest SUSY particle (LSP) [18]. Candidates for the LSP include the lightest neutralino, the gravitino, the axino, or a sneutrino. In the case of a neutralino LSP, saxion and axino production in the early universe have a strong impact on the neutralino and axion abundance. The former almost always gets increased beyond its thermal-production-only value, favoring then models with higgsino-like or wino-like neutralinos [92]. For large values of f_A , saxions from the vacuum re-alignment mechanism may produce large relic dilution via entropy dumping, thus allowing for much larger values of f_A , sometimes as high as approaching the GUT scale, $\sim 10^{16}$ GeV, for natural values of the initial re-alignment angle. Then the dark matter may be either neutralino- or axion-dominated, or a comparable mixture. In such scenarios, one might expect eventual direct detection of both relic neutralinos and relic axions.

Finally, it is worth mentioning that the non-thermal production mechanisms attributed to axions are indeed generic to bosonic weakly interacting ultra-light particles such as ALPs: a wide range in $G_{A\gamma\gamma} - m_A$ parameter space outside the axion band can generically contain models with adequate CDM density [93].

IV.2 Telescope searches

The two-photon decay is extremely slow for axions with masses in the CDM regime, but could be detectable for eV masses. The signature would be a quasi-monochromatic emission line from galaxies and galaxy clusters. The expected optical line intensity for DFSZ axions is similar to the continuum night emission. An early search in three rich Abell clusters [94], and a recent search in two rich Abell clusters [95], exclude the “Telescope” range in Figure 1 and Figure 2 unless the axion-photon coupling is strongly suppressed. Of course, axions in

this mass range would anyway provide an excessive hot DM contribution.

Very low-mass axions in halos produce a weak quasi-monochromatic radio line. Virial velocities in undisrupted dwarf galaxies are very low, and the axion decay line would therefore be extremely narrow. A search with the Haystack radio telescope on three nearby dwarf galaxies provided a limit $G_{A\gamma\gamma} < 1.0 \times 10^{-9} \text{ GeV}^{-1}$ at 96% CL for $298 < m_A < 363 \text{ } \mu\text{eV}$ [96]. However, this combination of m_A and $G_{A\gamma\gamma}$ does not exclude plausible axion models.

IV.3 Microwave cavity experiments

The limits of Figure 2 suggest that axions, if they exist, provide a significant fraction or even perhaps all of the cosmic CDM. In a broad range of the plausible m_A range for CDM, galactic halo axions may be detected by their resonant conversion into a quasi-monochromatic microwave signal in a high-Q electromagnetic cavity permeated by a strong static B field [5,97]. The cavity frequency is tunable, and the signal is maximized when the frequency is the total axion energy, rest mass plus kinetic energy, of $\nu = (m_A/2\pi) [1 + \mathcal{O}(10^{-6})]$, the width above the rest mass representing the virial distribution in the galaxy. The frequency spectrum may also contain finer structure from axions more recently fallen into the galactic potential and not yet completely virialized [98].

The feasibility of this technique was established in early experiments of relatively small sensitive volume, $\mathcal{O}(1 \text{ liter})$, with HFET-based amplifiers, setting limits in the range $4.5 < m_A < 16.3 \text{ } \mu\text{eV}$ [99], but lacking by 2–3 orders of magnitude the sensitivity required to detect realistic axions. Later, ADMX ($B \sim 8 \text{ T}$, $V \sim 200 \text{ liters}$) has achieved sensitivity to KSVZ axions, assuming they saturate the local dark matter density and are well virialized, over the mass range $1.9\text{--}3.3 \text{ } \mu\text{eV}$ [100]. Should halo axions have a significant component not yet virialized, ADMX is sensitive to DFSZ axions [101]. The corresponding 90% CL exclusion regions shown in Figure 3 are normalized to an assumed local CDM density of $7.5 \times 10^{-25} \text{ g cm}^{-3}$ (450 MeV cm^{-3}). More recently the ADMX experiment commissioned an upgrade [102] that replaces the microwave HFET

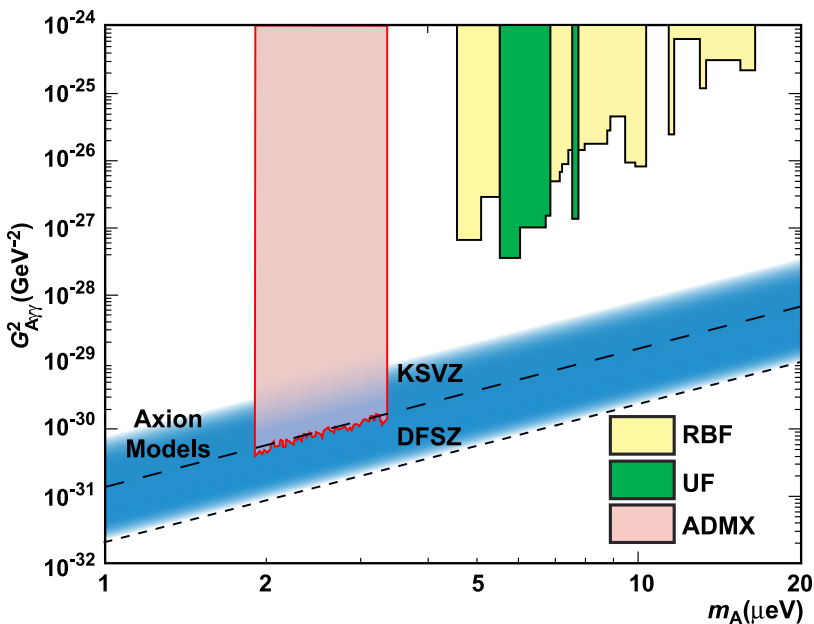


Figure 3: Exclusion region reported from the microwave cavity experiments RBF and UF [99] and ADMX [100]. A local dark-matter density of 450 MeV cm^{-3} is assumed.

amplifiers by near quantum-limited low-noise dc SQUID microwave amplifiers [103], allowing for a significantly improved sensitivity [104]. This apparatus is also sensitive to other hypothetical light bosons, such as hidden photons or chameleons, over a limited parameter space [93,105]. Alternatively, a Rydberg atom single-photon detector [106] can in principle evade the standard quantum limit for coherent photon detection.

Other new concepts for searching for axion dark matter are also being investigated. Photons from dark matter axions or ALPs could be focused in a manner similar to a dish antenna instead of a resonant cavity [107]. The oscillating galactic dark matter axion field induces extremely small oscillating nuclear electric dipole moments. Conceivably these could be detected by exploiting NMR techniques or molecular interferometry [108], which are most sensitive in the range of low oscillation frequencies corresponding to sub-neV axion masses. The reach of these techniques in practice remains to be seen.

Conclusions

There is a strengthening physics case for very weakly coupled ultralight particles beyond the Standard Model. The elegant solution of the strong CP problem proposed by Peccei and Quinn yields a particularly strong motivation for the axion. In many theoretically appealing ultraviolet completions of the Standard Model axions and axion-like particles occur automatically. Moreover, they are natural cold dark matter candidates. May be the first hints of their existence has already been seen in the anomalous cooling of white dwarfs and the anomalous transparency of the Universe for VHE gamma rays. Interestingly, a significant portion of previously unexplored, but phenomenologically very interesting and theoretically very well motivated axion and ALP parameter space can be tackled in the foreseeable future by a number of terrestrial experiments searching for axion/ALP dark matter, for solar axions/ALPs, and for light apparently shining through a wall.

References

1. R.D. Peccei and H. Quinn, Phys. Rev. Lett. **38**, 1440 (1977); Phys. Rev. **D16**, 1791 (1977).
2. S. Weinberg, Phys. Rev. Lett. **40**, 223 (1978); F. Wilczek, Phys. Rev. Lett. **40**, 279 (1978).
3. F. Wilczek, Phys. Rev. Lett. **49**, 1549 (1982).
4. Y. Chikashige, R.N. Mohapatra, and R.D. Peccei, Phys. Lett. **B98**, 265 (1981); G.B. Gelmini and M. Roncadelli, Phys. Lett. **B99**, 411 (1981).
5. P. Sikivie, Phys. Rev. Lett. **51**, 1415 (1983) and Erratum *ibid.*, **52**, 695 (1984).
6. K.-S. Choi *et al.*, Phys. Lett. **B675**, 381 (2009); A. Arvanitaki *et al.*, Phys. Rev. **D81**, 123530 (2010); B.S. Acharya, K. Bobkov, and P. Kumar, JHEP **1011**, 105 (2010); M. Cicoli, M. Goodsell, and A. Ringwald, JHEP **1210**, 146 (2012).
7. J. Jaeckel and A. Ringwald, Ann. Rev. Nucl. and Part. Sci. **60**, 405 (2010); J. Jaeckel, Frascati Phys. Ser. **56**, 172 (2013).
8. C.A. Baker *et al.*, Phys. Rev. Lett. **97**, 131801 (2006).

9. H. Georgi, D.B. Kaplan, and L. Randall, Phys. Lett. **B169**, 73 (1986).
10. H. Leutwyler, Phys. Lett. **B378**, 313 (1996).
11. Mini review on Quark Masses in: C. Amsler *et al.* (Particle Data Group), Phys. Lett. **B667**, 1 (2008).
12. T.W. Donnelly *et al.*, Phys. Rev. **D18**, 1607 (1978);
S. Barshay *et al.*, Phys. Rev. Lett. **46**, 1361 (1981);
A. Barroso and N.C. Mukhopadhyay, Phys. Lett. **B106**, 91 (1981);
R.D. Peccei, in *Proceedings of Neutrino '81*, Honolulu, Hawaii, Vol. 1, p. 149 (1981);
L.M. Krauss and F. Wilczek, Phys. Lett. **B173**, 189 (1986).
13. J. Schweppe *et al.*, Phys. Rev. Lett. **51**, 2261 (1983);
T. Cowan *et al.*, Phys. Rev. Lett. **54**, 1761 (1985).
14. R.D. Peccei, T.T. Wu, and T. Yanagida, Phys. Lett. **B172**, 435 (1986).
15. W.A. Bardeen, R.D. Peccei, and T. Yanagida, Nucl. Phys. **B279**, 401 (1987).
16. J.E. Kim, Phys. Rev. Lett. **43**, 103 (1979);
M.A. Shifman, A.I. Vainstein, and V.I. Zakharov, Nucl. Phys. **B166**, 493 (1980).
17. M. Dine, W. Fischler, and M. Srednicki, Phys. Lett. **B104**, 199 (1981);
A.R. Zhitnitsky, Sov. J. Nucl. Phys. **31**, 260 (1980).
18. J.E. Kim and G. Carosi, Rev. Mod. Phys. **82**, 557 (2010).
19. J.E. Kim, Phys. Rev. **D58**, 055006 (1998).
20. G. Raffelt and D. Seckel, Phys. Rev. Lett. **60**, 1793 (1988);
M. Carena and R.D. Peccei, Phys. Rev. **D40**, 652 (1989);
K. Choi, K. Kang, and J.E. Kim, Phys. Rev. Lett. **62**, 849 (1989).
21. A. Airapetian *et al.* (HERMES Collab.), Phys. Rev. **D75**, 012007 (2007) and Erratum *ibid.*, **D76**, 039901 (2007).
22. V.Y. Alexakhin *et al.* (COMPASS Collab.), Phys. Lett. **B647**, 8 (2007).
23. J.R. Ellis and M. Karliner, in: *The spin structure of the nucleon: International school of nucleon structure* (3–10 August 1995, Erice, Italy), ed. by B. Frois, V.W. Hughes, and N. De Groot (World Scientific, Singapore, 1997) [hep-ph/9601280].
24. S. Chang and K. Choi, Phys. Lett. **B316**, 51 (1993).
25. D.A. Dicus *et al.*, Phys. Rev. **D18**, 1829 (1978).

26. G. Raffelt and L. Stodolsky, Phys. Rev. **D37**, 1237 (1988).
27. A.A. Anselm, Yad. Fiz. **42**, 1480 (1985);
K. van Bibber *et al.*, Phys. Rev. Lett. **59**, 759 (1987).
28. G. Ruoso *et al.*, Z. Phys. **C56**, 505 (1992);
R. Cameron *et al.*, Phys. Rev. **D47**, 3707 (1993).
29. M. Fouche *et al.* (BMV Collab.), Phys. Rev. **D78**, 032013 (2008);
P. Pugnati *et al.* (OSQAR Collab.), Phys. Rev. **D78**, 092003 (2008);
A. Chou *et al.* (GammeV T-969 Collab), Phys. Rev. Lett. **100**, 080402 (2008);
A. Afanasev *et al.* (LIPSS Collab.), Phys. Rev. Lett. **101**, 120401 (2008);
P. Pugnati *et al.* (OSQAR Collab.), arXiv:1306.0443.
30. K. Ehret *et al.* (ALPS Collab.), Phys. Lett. **B689**, 149 (2010).
31. F. Hoogeveen and T. Ziegenhagen, Nucl. Phys. **B358**, 3 (1991);
P. Sikivie, D. Tanner, and K. van Bibber, Phys. Rev. Lett. **98**, 172002 (2007);
G. Mueller *et al.*, Phys. Rev. **D80**, 072004 (2009).
32. R. Baehre *et al.* (ALPS Collab.), JINST **1308**, T09001 (2013).
33. F. Hoogeveen, Phys. Lett. **B288**, 195 (1992);
J. Jaeckel and A. Ringwald, Phys. Lett. **B659**, 509 (2008);
F. Caspers, J. Jaeckel, and A. Ringwald, JINST **0904**, P11013 (2009).
34. R. Povey, J. Hartnett, and M. Tobar, Phys. Rev. **D82**, 052003 (2010);
A. Wagner *et al.*, Phys. Rev. Lett. **105**, 171801 (2010).
35. M. Betz *et al.*, Phys. Rev. **D88**, 075014 (2013).
36. L. Maiani *et al.*, Phys. Lett. **B175**, 359 (1986).
37. Y. Semertzidis *et al.*, Phys. Rev. Lett. **64**, 2988 (1990).
38. E. Zavattini *et al.* (PVLAS Collab.), Phys. Rev. Lett. **96**, 110406 (2006).
39. E. Zavattini *et al.* (PVLAS Collab.), Phys. Rev. **D77**, 032006 (2008).
40. E. Fischbach and C. Talmadge, Nature **356**, 207 (1992).
41. J.E. Moody and F. Wilczek, Phys. Rev. D **30**, 130(1984);
A.N. Youdin *et al.*, Phys. Rev. Lett. **77**, 2170 (1996);
Wei-Tou Ni *et al.*, Phys. Rev. Lett. **82**, 2439 (1999);

- D.F. Phillips *et al.*, Phys. Rev. **D63**, 111101 (R)(2001);
 B.R. Heckel *et al.*, (Eöt-Wash Collab.), Phys. Rev. Lett. **97**, 021603 (2006);
 S.A. Hoedl *et al.*, Phys. Rev. Lett. **106**, 041801 (2011).
42. G. Raffelt, Phys. Rev. **D86**, 015001 (2012).
43. M.S. Turner, Phys. Reports **197**, 67 (1990);
 G.G. Raffelt, Phys. Reports **198**, 1 (1990).
44. G.G. Raffelt, *Stars as Laboratories for Fundamental Physics*, (Univ. of Chicago Press, Chicago, 1996).
45. G.G. Raffelt, Lect. Notes Phys. **741**, 51 (2008).
46. S. Andriamonje *et al.* (CAST Collab.), JCAP **0704**, 010 (2007).
47. P. Gondolo and G. Raffelt, Phys. Rev. **D79**, 107301 (2009).
48. H. Schlattl, A. Weiss, and G. Raffelt, Astropart. Phys. **10**, 353 (1999).
49. A. Friedland, M. Giannotti, and M. Wise, Phys. Rev. Lett. **110**, 061101 (2013).
50. R. Essig *et al.*, arXiv:1311.0029.
51. J. Redondo, arXiv:1310.0823.
52. G. Raffelt and A. Weiss, Phys. Rev. **D51**, 1495 (1995);
 M. Catelan, J.A. de Freitas Pacheco, and J.E. Horvath, Astrophys. J. **461**, 231 (1996).
53. G.G. Raffelt, Phys. Lett. **B166**, 402 (1986);
 S.I. Blinnikov and N.V. Dunina-Barkovskaya, Mon. Not. R. Astron. Soc. **266**, 289 (1994).
54. J. Isern *et al.*, Astrophys. J. Lett. **682**, L109 (2008);
 J. Isern *et al.*, J. Phys. Conf. Ser. **172**, 012005 (2009).
55. J. Isern *et al.*, Astron. Astrophys. **512**, A86 (2010);
 A.H. Córscico *et al.*, arXiv:1205.6180;
 A.H. Córscico *et al.*, JCAP **1212**, 010 (2012).
56. J. Engel, D. Seckel, and A.C. Hayes, Phys. Rev. Lett. **65**, 960 (1990).
57. T. Moroi and H. Murayama, Phys. Lett. **B440**, 69 (1998).
58. G.G. Raffelt, J. Redondo, and N. Viaux Maira, Phys. Rev. **D84**, 103008 (2011).
59. K. van Bibber *et al.*, Phys. Rev. **D39**, 2089 (1989).
60. D. Lazarus *et al.*, Phys. Rev. Lett. **69**, 2333 (1992).
61. S. Moriyama *et al.*, Phys. Lett. **B434**, 147 (1998);
 Y. Inoue *et al.*, Phys. Lett. **B536**, 18 (2002).
62. M. Minowa *et al.*, Phys. Lett. **B668**, 93 (2008).
63. E. Arik *et al.*, (CAST Collab.), JCAP **0902**, 008 (2009).

64. E. Arik *et al.* (CAST Collab.), *Phys. Rev. Lett.* **107**, 261302 (2011);
E. Arik *et al.* (CAST Collab.), [arXiv:1307.1985](#).
65. I. Irastorza *et al.*, *JCAP* **0611**, 013 (2011).
66. K. Barth *et al.*, *JCAP* **1305**, 010 (2013).
67. F.T. Avignone III *et al.*, *Phys. Rev. Lett.* **81**, 5068 (1998);
S. Cebrian *et al.*, *Astropart. Phys.* **10**, 397 (1999);
A. Morales *et al.* (COSME Collab.), *Astropart. Phys.* **16**, 325 (2002);
R. Bernabei *et al.*, *Phys. Lett.* **B515**, 6 (2001);
Z. Ahmed *et al.* (CDMS Collab.), *Phys. Rev. Lett.* **103**, 141802 (2009);
E. Armengaud *et al.* (EDELWEISS Collab.), [arXiv:1307.1488](#).
68. H. Davoudiasl and P. Huber, *Phys. Rev. Lett.* **97**, 141302 (2006).
69. H.S. Hudson *et al.*, [arXiv:1201.4607](#).
70. J.W. Brockway, E.D. Carlson, and G.G. Raffelt, *Phys. Lett.* **B383**, 439 (1996);
J.A. Grifols, E. Massó, and R. Toldrà, *Phys. Rev. Lett.* **77**, 2372 (1996).
71. C. Csaki, N. Kaloper, and J. Terning, *Phys. Rev. Lett.* **88**, 161302 (2002).
72. A. Mirizzi, G.G. Raffelt, and P.D. Serpico, *Lect. Notes Phys.* **741**, 115 (2008).
73. R. Gill and J.S. Heyl, *Phys. Rev.* **D84**, 085001 (2011).
74. D. Horns *et al.*, *Phys. Rev.* **D85**, 085021 (2012).
75. A. Payez, J.R. Cudell, and D. Hutsemekers, *JCAP* **1207**, 041 (2012).
76. D. Horns and M. Meyer, *JCAP* **1202**, 033 (2012).
77. A. De Angelis, G. Galanti, and M. Roncadelli, *Phys. Rev.* **D84**, 105030 (2011);
M. Simet, D. Hooper, and P.D. Serpico, *Phys. Rev.* **D77**, 063001 (2008);
M.A. Sanchez-Conde *et al.*, *Phys. Rev.* **D79**, 123511 (2009).
78. M. Meyer, D. Horns, and M. Raue, *Phys. Rev.* **D87**, 035027 (2013).
79. M.S. Turner, *Phys. Rev. Lett.* **59**, 2489 (1987) and Erratum *ibid.*, **60**, 1101 (1988);
E. Massó, F. Rota, and G. Zsembinszki, *Phys. Rev.* **D66**,

- 023004 (2002);
P. Graf and F.D. Steffen, Phys. Rev. **D83**, 075011 (2011).
80. S. Hannestad *et al.*, JCAP **1008**, 001 (2010);
M. Archidiacono *et al.*, arXiv:1307.0615.
81. E. Massó and R. Toldra, Phys. Rev. **D55**, 7967 (1997);
D. Cadamuro and J. Redondo, JCAP **1202**, 032 (2012).
82. J. Preskill, M.B. Wise, and F. Wilczek, Phys. Lett. **B120**,
127 (1983);
L.F. Abbott and P. Sikivie, Phys. Lett. **B120**, 133
(1983);
M. Dine and W. Fischler, Phys. Lett. **B120**, 137 (1983).
83. P. Sikivie, Lect. Notes Phys. **741**, 19 (2008).
84. K.J. Bae, J.-H. Huh, and J.E. Kim, JCAP **0809**, 005
(2008);
L. Visinelli and P. Gondolo, Phys. Rev. **D80**, 035024
(2009).
85. M. Tegmark *et al.*, Phys. Rev. **D73**, 023505 (2006);
K. Mack, JCAP **1107**, 021 (2011).
86. M. Beltrán, J. García-Bellido, and J. Lesgourgues, Phys.
Rev. **D75**, 103507 (2007);
M.P. Hertzberg, M. Tegmark, and F. Wilczek, Phys. Rev.
D78, 083507 (2008);
J. Hamann *et al.*, JCAP **0906**, 022 (2009);
P.A.R. Ade *et al.* [Planck Collab.], arXiv:1303.5082.
87. P.A.R. Ade *et al.* [BICEP2 Collab.], arXiv:1403.3985.
88. P. Fox, A. Pierce, and S.D. Thomas, hep-th/0409059;
T. Higaki, K.S. Jeong, F. Takahashi, arXiv:1403.4186;
D.J.E. Marsh, *et al.*, arXiv:1403.4216;
L. Visinelli and P. Gondolo, arXiv:1403.4594.
89. M. Dine and A. Anisimov, JCAP **0507**, 009 (2005).
90. O. Wantz and E.P.S. Shellard, Phys. Rev. **D82**, 123508
(2010);
T. Hiramatsu *et al.*, Phys. Rev. **D83**, 123531 (2011);
T. Hiramatsu *et al.*, Phys. Rev. **D85**, 105020 (2012) and
Erratum *ibid.*, **86**, 089902 (2012).
91. E.W. Kolb and I.I. Tkachev, Phys. Rev. Lett. **71**, 3051
(1993), Astrophys. J. **460**, L25 (1996);
K.M. Zurek, C.J. Hogan, and T.R. Quinn, Phys. Rev.
D75, 043511 (2007).
92. K.J. Bae, H. Baer, and A. Lessa, JCAP **1304**, 041
(2013);
K.J. Bae, H. Baer, and E.J. Chun, arXiv:1309.0519;
K.J. Bae, H. Baer, and E.J. Chun, arXiv:1309.5365.

93. P. Arias *et al.*, JCAP **1206**, 013 (2012).
94. M. Bershadsky *et al.*, Phys. Rev. Lett. **66**, 1398 (1991);
M. Ressel, Phys. Rev. **D44**, 3001 (1991).
95. D. Grin *et al.*, Phys. Rev. **D75**, 105018 (2007).
96. B.D. Blout *et al.*, Astrophys. J. **546**, 825 (2001).
97. P. Sikivie, Phys. Rev. **D32**, 2988 (1985);
L. Krauss *et al.*, Phys. Rev. Lett. **55**, 1797 (1985);
R. Bradley *et al.*, Rev. Mod. Phys. **75**, 777 (2003).
98. P. Sikivie and J. Ipser, Phys. Lett. **B291**, 288 (1992);
P. Sikivie *et al.*, Phys. Rev. Lett. **75**, 2911 (1995).
99. S. DePanfilis *et al.*, Phys. Rev. Lett. **59**, 839 (1987);
W. Wuensch *et al.*, Phys. Rev. **D40**, 3153 (1989);
C. Hagmann *et al.*, Phys. Rev. **D42**, 1297 (1990).
100. S. Asztalos *et al.*, Phys. Rev. **D69**, 011101 (2004).
101. L. Duffy *et al.*, Phys. Rev. Lett. **95**, 091304 (2005);
J. Hoskins *et al.*, Phys. Rev. **D84**, 121302 (2011).
102. S.J. Asztalos *et al.* (ADMX Collab.), arXiv:0910.5914.
103. S.J. Asztalos *et al.*, Nucl. Instrum. Methods **A656**, 39 (2011).
104. S.J. Asztalos *et al.*, Phys. Rev. Lett. **104**, 041301 (2010).
105. G. Rybka *et al.*, Phys. Rev. Lett. **105**, 051801 (2010);
A. Wagner *et al.*, Phys. Rev. Lett. **105**, 171801 (2010).
106. I. Ogawa, S. Matsuki, and K. Yamamoto, Phys. Rev. **D53**, 1740 (1996);
Y. Kishimoto *et al.*, Phys. Lett. **A303**, 279 (2002);
M. Tada *et al.*, Phys. Lett. **A303**, 285 (2002);
T.Haseyama *et al.*, J. Low Temp. Phys. **150**, 549 (2008).
107. D. Horns *et al.*, JCAP **1304**, 016 (2013).
108. P.W. Graham and S. Rajendran, Phys. Rev. **D84**, 055013 (2011);
P.W. Graham and S. Rajendran, Phys. Rev. **D88**, 035023 (2013);
D. Budker *et al.*, arXiv:1306.6089.