

## 22. Big-Bang Cosmology

Revised August 2019 by K.A. Olive (Minnesota U.) and J.A. Peacock (Edinburgh U.).

### 22.1 Introduction to Standard Big-Bang Model

The observed expansion of the Universe [1–3] is a natural (almost inevitable) result of any homogeneous and isotropic cosmological model based on general relativity. However, by itself, the Hubble expansion does not provide sufficient evidence for what we generally refer to as the Big-Bang model of cosmology. While general relativity is in principle capable of describing the cosmology of any given distribution of matter, it is extremely fortunate that our Universe appears to be homogeneous and isotropic on large scales. Together, homogeneity and isotropy allow us to extend the Copernican Principle to the Cosmological Principle, stating that all spatial positions in the Universe are essentially equivalent.

The formulation of the Big-Bang model began in the 1940s with the work of George Gamow and his collaborators, Ralph Alpher and Robert Herman. In order to account for the possibility that the abundances of the elements had a cosmological origin, they proposed that the early Universe was once very hot and dense (enough so as to allow for the nucleosynthetic processing of hydrogen), and has subsequently expanded and cooled to its present state [4, 5]. In 1948, Alpher and Herman predicted that a direct consequence of this model is the presence of a relic background radiation with a temperature of order a few K [6, 7]. Of course this radiation was observed 16 years later as the Cosmic Microwave Background (CMB) [8]. Indeed, it was the observation of this radiation that singled out the Big-Bang model as the prime candidate to describe our Universe. Subsequent work on Big-Bang nucleosynthesis further confirmed the necessity of our hot and dense past. (See Sec. 22.3.7 for a brief discussion of BBN and the review on BBN – Sec. 24 of this *Review* for a detailed discussion of BBN.) These relativistic cosmological models face severe problems with their initial conditions, to which the best modern solution is inflationary cosmology, discussed in Sec. 22.3.5 and in – Sec. 23 of this *Review*. If correct, these ideas would strictly render the term ‘Big Bang’ redundant, since it was first coined by Hoyle to represent a criticism of the lack of understanding of the initial conditions.

#### 22.1.1 The Robertson-Walker Universe

The observed homogeneity and isotropy enable us to describe the overall geometry and evolution of the Universe in terms of two cosmological parameters accounting for the spatial curvature and the overall expansion (or contraction) of the Universe. These two quantities appear in the most general expression for a space-time metric that has a (3D) maximally symmetric subspace of a 4D space-time, known as the Robertson-Walker metric:

$$ds^2 = dt^2 - R^2(t) \left[ \frac{dr^2}{1 - kr^2} + r^2 (d\theta^2 + \sin^2 \theta d\phi^2) \right]. \quad (22.1)$$

Note that we adopt  $c = 1$  throughout. By rescaling the radial coordinate, we can choose the curvature constant  $k$  to take only the discrete values  $+1$ ,  $-1$ , or  $0$  corresponding to closed, open, or spatially flat geometries. In this case, it is often more convenient to re-express the metric as

$$ds^2 = dt^2 - R^2(t) \left[ d\chi^2 + S_k^2(\chi) (d\theta^2 + \sin^2 \theta d\phi^2) \right], \quad (22.2)$$

where the function  $S_k(\chi)$  is  $(\sin \chi, \chi, \sinh \chi)$  for  $k = (+1, 0, -1)$ . The coordinate  $r$  [in Eq. (22.1)] and the ‘angle’  $\chi$  [in Eq. (22.2)] are both dimensionless; the dimensions are carried by the cosmological scale factor,  $R(t)$ , which determines proper distances in terms of the comoving coordinates. A

common alternative is to define a dimensionless scale factor,  $a(t) = R(t)/R_0$ , where  $R_0 \equiv R(t_0)$  is  $R$  at the present epoch. It is also sometimes convenient to define a dimensionless or conformal time coordinate,  $\eta$ , by  $d\eta = dt/R(t)$ . Along constant spatial sections, the proper time is defined by the time coordinate,  $t$ . Similarly, for  $dt = d\theta = d\phi = 0$ , the proper distance is given by  $R(t)\chi$ . For standard texts on cosmological models see *e.g.*, Refs. [9–16].

### 22.1.2 *The redshift*

The cosmological redshift is a direct consequence of the Hubble expansion, determined by  $R(t)$ . A local observer detecting light from a distant emitter sees a redshift in frequency. We can define the redshift as

$$z \equiv \frac{\nu_1 - \nu_2}{\nu_2} \simeq v_{12}, \quad (22.3)$$

where  $\nu_1$  is the frequency of the emitted light,  $\nu_2$  is the observed frequency, and  $v_{12}$  is the relative velocity between the emitter and the observer. While the definition,  $z = (\nu_1 - \nu_2)/\nu_2$  is valid in general, relating the redshift to a simple relative velocity is only correct on small scales (*i.e.*, less than cosmological scales) such that the expansion velocity is non-relativistic. For light signals, we can use the metric given by Eq. (22.1) and  $ds^2 = 0$  to write

$$v_{12} = \dot{R} \delta r = \frac{\dot{R}}{R} \delta t = \frac{\delta R}{R} = \frac{R_2 - R_1}{R_1}, \quad (22.4)$$

where  $\delta r(\delta t)$  is the radial coordinate (temporal) separation between the emitter and observer. Noting that physical distance,  $D$ , is  $R\delta r$  or  $\delta t$ , Eq. (22.4) gives us Hubble's law,  $v = HD$ . In addition, we obtain the simple relation between the redshift and the scale factor

$$1 + z = \frac{\nu_1}{\nu_2} = \frac{R_2}{R_1}. \quad (22.5)$$

This result does not depend on the non-relativistic approximation.

### 22.1.3 *The Friedmann equations of motion*

The cosmological equations of motion are derived from Einstein's equations

$$\mathcal{R}_{\mu\nu} - \frac{1}{2}g_{\mu\nu}\mathcal{R} = 8\pi G_{\text{N}}T_{\mu\nu} + \Lambda g_{\mu\nu} \quad (22.6)$$

Gliner [17] and Zeldovich [18] have pioneered the modern view, in which the  $\Lambda$  term is set on the rhs and interpreted as an effective energy – momentum tensor  $T_{\mu\nu}$  for the vacuum of  $\Lambda g_{\mu\nu}/8\pi G_{\text{N}}$ . It is common to assume that the matter content of the Universe is a perfect fluid, for which

$$T_{\mu\nu} = -pg_{\mu\nu} + (p + \rho)u_\mu u_\nu, \quad (22.7)$$

where  $g_{\mu\nu}$  is the space-time metric described by Eq. (22.1),  $p$  is the isotropic pressure,  $\rho$  is the energy density and  $u = (1, 0, 0, 0)$  is the velocity vector for the isotropic fluid in co-moving coordinates. With the perfect fluid source, Einstein's equations lead to the Friedmann equations

$$H^2 \equiv \left(\frac{\dot{R}}{R}\right)^2 = \frac{8\pi G_{\text{N}}\rho}{3} - \frac{k}{R^2} + \frac{\Lambda}{3}, \quad (22.8)$$

and

$$\frac{\ddot{R}}{R} = \frac{\Lambda}{3} - \frac{4\pi G_{\text{N}}}{3}(\rho + 3p), \quad (22.9)$$

where  $H(t)$  is the Hubble parameter and  $\Lambda$  is the cosmological constant. The first of these is sometimes called the Friedmann equation. Energy conservation via  $T^{\mu\nu}_{;\mu} = 0$ , leads to a third useful equation [which can also be derived from Eq. (22.8) and Eq. (22.9)]

$$\dot{\rho} = -3H(\rho + p). \quad (22.10)$$

Eq. (22.10) can also be simply derived as a consequence of the first law of thermodynamics.

Eq. (22.8) has a simple classical mechanical analog if we neglect (for the moment) the cosmological term  $\Lambda$ . By interpreting  $-k/R^2$  Newtonianly as a ‘total energy’, then we see that the evolution of the Universe is governed by a competition between the potential energy,  $8\pi G_N \rho/3$ , and the kinetic term  $(\dot{R}/R)^2$ . For  $\Lambda = 0$ , it is clear that the Universe must be expanding or contracting (except at the turning point prior to collapse in a closed Universe). The ultimate fate of the Universe is determined by the curvature constant  $k$ . For  $k = +1$ , the Universe will recollapse in a finite time, whereas for  $k = 0, -1$ , the Universe will expand indefinitely. These simple conclusions can be altered when  $\Lambda \neq 0$  or more generally with some component with  $(\rho + 3p) < 0$ .

#### 22.1.4 *Definition of cosmological parameters*

In addition to the Hubble parameter, it is useful to define several other measurable cosmological parameters. The Friedmann equation can be used to define a critical density such that  $k = 0$  when  $\Lambda = 0$ ,

$$\begin{aligned} \rho_c &\equiv \frac{3H^2}{8\pi G_N} = 1.88 \times 10^{-26} h^2 \text{ kg m}^{-3} \\ &= 1.05 \times 10^{-5} h^2 \text{ GeV cm}^{-3}, \end{aligned} \quad (22.11)$$

where the scaled Hubble parameter,  $h$ , is defined by

$$\begin{aligned} H &\equiv 100 h \text{ km s}^{-1} \text{ Mpc}^{-1} \\ \Rightarrow H^{-1} &= 9.778 h^{-1} \text{ Gyr} \\ &= 2998 h^{-1} \text{ Mpc}. \end{aligned} \quad (22.12)$$

The cosmological density parameter  $\Omega_{\text{tot}}$  is defined as the energy density relative to the critical density,

$$\Omega_{\text{tot}} = \rho/\rho_c. \quad (22.13)$$

Note that one can now rewrite the Friedmann equation as

$$k/R^2 = H^2(\Omega_{\text{tot}} - 1). \quad (22.14)$$

From Eq. (22.14), one can see that when  $\Omega_{\text{tot}} > 1$ ,  $k = +1$  and the Universe is closed, when  $\Omega_{\text{tot}} < 1$ ,  $k = -1$  and the Universe is open, and when  $\Omega_{\text{tot}} = 1$ ,  $k = 0$ , and the Universe is spatially flat.

It is often necessary to distinguish different contributions to the density. It is therefore convenient to define present-day density parameters for pressureless matter ( $\Omega_m$ ) and relativistic particles ( $\Omega_r$ ), plus the quantity  $\Omega_\Lambda = \Lambda/3H^2$ . In more general models, we may wish to drop the assumption that the vacuum energy density is constant, and we therefore denote the present-day density parameter of the vacuum by  $\Omega_v$ . The Friedmann equation then becomes

$$k/R_0^2 = H_0^2(\Omega_m + \Omega_r + \Omega_v - 1), \quad (22.15)$$

where the subscript 0 indicates present-day values. Thus, it is the sum of the densities in matter, relativistic particles, and vacuum that determines the overall sign of the curvature. Note that the quantity  $-k/R_0^2 H_0^2$  is sometimes referred to as  $\Omega_K$ . This usage is unfortunate: it encourages one to think of curvature as a contribution to the energy density of the Universe, which is not correct.

### 22.1.5 *Standard Model solutions*

Much of the history of the Universe in the standard Big-Bang model can be easily described by assuming that either matter or radiation dominates the total energy density. During inflation and again today the expansion rate for the Universe is accelerating, and domination by a cosmological constant or some other form of dark energy should be considered. In the following, we shall delineate the solutions to the Friedmann equation when a single component dominates the energy density. Each component is distinguished by an equation of state parameter  $w = p/\rho$ . We concentrate on solutions that expand at early times, although the Friedmann equation also permits a time-reversed contracting solution.

#### 22.1.5.1 *Solutions for a general equation of state*

Let us first assume a general equation of state parameter for a single component,  $w$ , which is constant. In this case, Eq. (22.10) can be written as  $\dot{\rho} = -3(1+w)\rho\dot{R}/R$  and is easily integrated to yield

$$\rho \propto R^{-3(1+w)}. \quad (22.16)$$

Note that at early times when  $R$  is small, the less singular curvature term  $k/R^2$  in the Friedmann equation can be neglected so long as  $w > -1/3$ . Curvature domination occurs at rather late times (if a cosmological constant term does not dominate sooner). For  $w \neq -1$ , one can insert this result into the Friedmann equation Eq. (22.8), and if one neglects the curvature and cosmological constant terms, it is easy to integrate the equation to obtain,

$$R(t) \propto t^{2/[3(1+w)]}. \quad (22.17)$$

#### 22.1.5.2 *A Radiation-dominated Universe*

In the early hot and dense Universe, it is appropriate to assume an equation of state corresponding to a gas of radiation (or relativistic particles) for which  $w = 1/3$ . In this case, Eq. (22.16) becomes  $\rho \propto R^{-4}$ . The ‘extra’ factor of  $1/R$  is due to the cosmological redshift; not only is the number density of particles in the radiation background decreasing as  $R^{-3}$  since volume scales as  $R^3$ , but in addition each particle’s energy is decreasing as  $E \propto \nu \propto R^{-1}$ . Similarly, one can substitute  $w = 1/3$  into Eq. (22.17) to obtain

$$R(t) \propto t^{1/2}; \quad H = 1/2t. \quad (22.18)$$

#### 22.1.5.3 *A Matter-dominated Universe*

At relatively late times, non-relativistic matter eventually dominates the energy density over radiation [see Eq. (22.3.8)]. A pressureless gas ( $w = 0$ ) leads to the expected dependence  $\rho \propto R^{-3}$  from Eq. (22.16) and, if  $k = 0$ , we obtain

$$R(t) \propto t^{2/3}; \quad H = 2/3t. \quad (22.19)$$

#### 22.1.5.4 *A Universe dominated by vacuum energy*

If there is a dominant source of vacuum energy,  $V_0$ , it would act as a cosmological constant with  $\Lambda = 8\pi G_N V_0$  and equation of state  $w = -1$ . In this case, the solution to the Friedmann equation when curvature is neglected is particularly simple and leads to an exponential expansion of the Universe:

$$R(t) \propto e^{\sqrt{\Lambda/3}t}. \quad (22.20)$$

More generally we could write

$$a(t) = \sinh^{2/3}(\sqrt{3\Lambda}t/2), \quad (22.21)$$

which describes a flat Universe containing both matter and vacuum energy, with  $a(t)$  being the scale factor normalized to unity when both components are equal.

A key parameter is the equation of state of the vacuum,  $w \equiv p/\rho$ : this need not be the  $w = -1$  of  $\Lambda$ , and may not even be constant [19–21]. There is much interest in the more general possibility of a dynamically evolving vacuum energy, for which the name ‘dark energy’ has become commonly used. A variety of techniques exist whereby the vacuum density as a function of time may be measured, usually expressed as the value of  $w$  as a function of epoch [22, 23]. The best current measurement for the equation of state (assumed constant, but without assuming zero curvature) is  $w = -1.028 \pm 0.031$  [24]. Unless stated otherwise, we will assume that the vacuum energy is a cosmological constant with  $w = -1$  exactly.

The presence of vacuum energy can dramatically alter the fate of the Universe. For example, if  $\Lambda < 0$ , the Universe will eventually recollapse independent of the sign of  $k$ . For large values of  $\Lambda > 0$  (larger than the Einstein static value needed to halt any cosmological expansion or contraction), even a closed Universe will expand forever. One way to quantify this is the deceleration parameter,  $q_0$ , defined as

$$q_0 = - \left. \frac{R\ddot{R}}{\dot{R}^2} \right|_0 = \frac{1}{2}\Omega_m + \Omega_r + \frac{(1+3w)}{2}\Omega_v. \quad (22.22)$$

This equation shows us that  $w < -1/3$  for the vacuum may lead to an accelerating expansion. To the continuing astonishment of cosmologists, such an effect has been observed; one piece of direct evidence is the supernova Hubble diagram [25–30] (see Fig. 22.1 below). Current data indicate that vacuum energy is indeed the largest contributor to the cosmological density budget, with  $\Omega_v = 0.685 \pm 0.007$  and  $\Omega_m = 0.315 \pm 0.007$  if  $k = 0$  is assumed [24].

The existence of this constituent is without doubt the greatest puzzle raised by the current cosmological model; the final section of this review discusses some of the ways in which the vacuum-energy problem is being addressed. For more details, see the review on Dark Energy – Sec. 28.

## 22.2 Introduction to Observational Cosmology

### 22.2.1 Fluxes, luminosities, and distances

The key quantities for observational cosmology can be deduced quite directly from the metric.

(1) The *proper* transverse size of an object seen by us to subtend an angle  $d\psi$  is its comoving size  $d\psi S_k(\chi)$  times the scale factor at the time of emission:

$$d\ell = d\psi R_0 S_k(\chi)/(1+z). \quad (22.23)$$

(2) The apparent flux density of an object is deduced by allowing its photons to flow through a sphere of current radius  $R_0 S_k(\chi)$ ; but photon energies and arrival rates are redshifted, and the bandwidth  $d\nu$  is reduced. The observed photons at frequency  $\nu_0$  were emitted at frequency  $\nu_0(1+z)$ , so the flux density is the luminosity at this frequency, divided by the total area, divided by  $1+z$ :

$$S_\nu(\nu_0) = \frac{L_\nu([1+z]\nu_0)}{4\pi R_0^2 S_k^2(\chi)(1+z)}. \quad (22.24)$$

These relations lead to the following common definitions:

$$\begin{aligned} \text{angular-diameter distance: } D_A &= (1+z)^{-1} R_0 S_k(\chi) \\ \text{luminosity distance: } D_L &= (1+z) R_0 S_k(\chi) . \end{aligned} \quad (22.25)$$

These distance-redshift relations are expressed in terms of observables by using the equation of

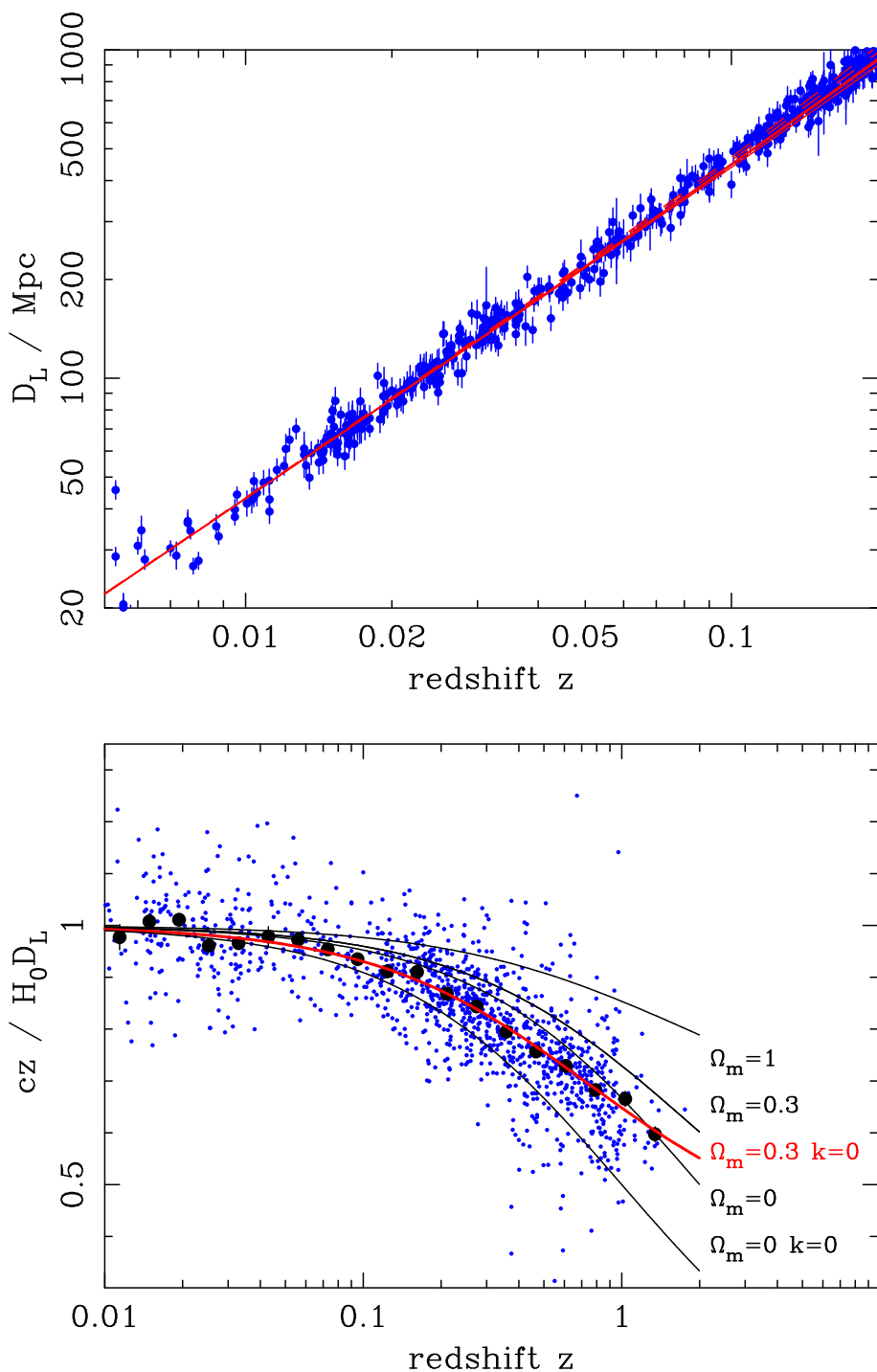


Figure 22.1: The type Ia supernova Hubble diagram, based on over 1200 publicly available supernova distance estimates [28–30]. The first panel shows that for  $z \ll 1$  the large-scale Hubble flow is indeed linear and uniform; the second panel shows an expanded scale, with the linear trend divided out, and with the redshift range extended to show how the Hubble law becomes nonlinear. ( $\Omega_r = 0$  is assumed.) Larger points with errors show median values in redshift bins. Comparison with the prediction of Friedmann models favors a vacuum-dominated Universe.

a null radial geodesic ( $R(t)d\chi = dt$ ) plus the Friedmann equation:

$$R_0 d\chi = \frac{1}{H(z)} dz = \frac{1}{H_0} \left[ (1 - \Omega_m - \Omega_v - \Omega_r)(1+z)^2 + \Omega_v(1+z)^{3+3w} + \Omega_m(1+z)^3 + \Omega_r(1+z)^4 \right]^{-1/2} dz. \quad (22.26)$$

The main scale for the distance here is the Hubble length,  $1/H_0$ .

The flux density is the product of the specific intensity  $I_\nu$  and the solid angle  $d\Omega$  subtended by the source:  $S_\nu = I_\nu d\Omega$ . Combining the angular size and flux-density relations thus gives the relativistic version of surface-brightness conservation:

$$I_\nu(\nu_0) = \frac{B_\nu([1+z]\nu_0)}{(1+z)^3}, \quad (22.27)$$

where  $B_\nu$  is surface brightness (luminosity emitted into unit solid angle per unit area of source). We can integrate over  $\nu_0$  to obtain the corresponding total or bolometric formula:

$$I_{\text{tot}} = \frac{B_{\text{tot}}}{(1+z)^4}. \quad (22.28)$$

This cosmology-independent form expresses Liouville's Theorem: photon phase-space density is conserved along rays.

### 22.2.2 *Distance data and geometrical tests of cosmology*

In order to confront these theoretical predictions with data, we have to bridge the divide between two extremes. Nearby objects may have their distances measured quite easily, but their radial velocities are dominated by deviations from the ideal Hubble flow, which typically have a magnitude of several hundred  $\text{km s}^{-1}$ . On the other hand, objects at redshifts  $z \gtrsim 0.01$  will have observed recessional velocities that differ from their ideal values by  $\lesssim 10\%$ , but absolute distances are much harder to supply in this case. The traditional solution to this problem is the construction of the distance ladder: an interlocking set of methods for obtaining relative distances between various classes of object, which begins with absolute distances at the 10 to 100 pc level, and terminates with galaxies at significant redshifts. This is discussed in the article on Cosmological Parameters – Sec. 25.1 of this *Review*.

One of the key developments in this area has been the use of type Ia supernovae (SNe), which now allow measurement of relative distances with 5% precision. In combination with improved Cepheid data from the HST plus improved measurements of the distance to the LMC (or alternatively a direct geometrical distance to the maser galaxy NGC4258), SNe results extend the distance ladder to the point where deviations from uniform expansion are negligible, leading to the best existing Cepheid-based value for  $H_0$ :  $74.03 \pm 1.42 \text{ km s}^{-1} \text{ Mpc}^{-1}$  [31]. Better still, the analysis of high- $z$  SNe has allowed a simple and direct test of cosmological geometry to be carried out: as shown in Fig. 22.1 and Fig. 22.2, supernova data and measurements of CMB anisotropies strongly favor a  $k = 0$  model dominated by vacuum energy. It is worth noting that there is some tension ( $3.7\sigma$ ) between the Cepheid and CMB determinations of  $H_0$  (the latter is  $67.4 \pm 0.5$  [24]). While it is remarkable that the two very different methods give such similar results, the formal disagreement shows that either there are unidentified systematic errors or that some new post-CDM physics is required; there is no current consensus in the community on these alternatives. We do note that a recent analysis of SNe Ia with a calibration of the tip of the red-giant branch gives a result close

to that of the CMB:  $69.8 \pm 0.8$  (stat.)  $\pm 1.7$  (sys.)  $\text{km s}^{-1}\text{Mpc}^{-1}$  [32]. (See the review on Cosmological Parameters – Sec. 25.1 of this *Review* for a more comprehensive review of Hubble parameter determinations.)

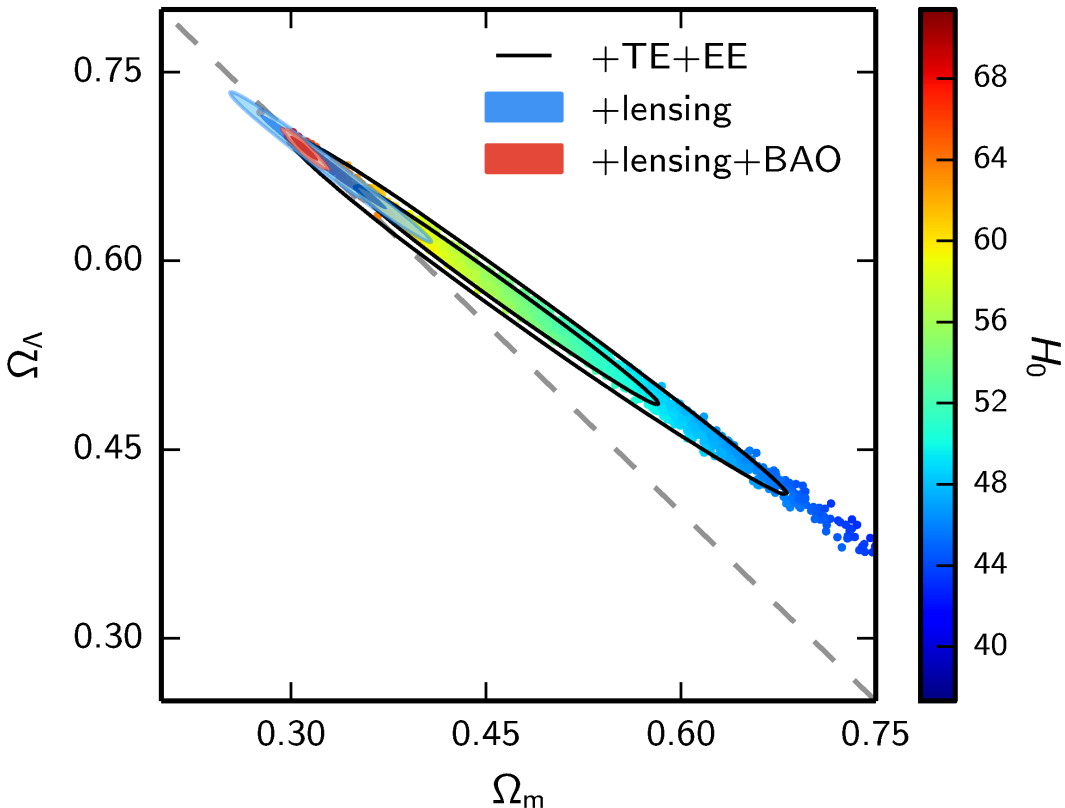


Figure 22.2: Likelihood-based probability densities over the plane  $\Omega_\Lambda$  (*i.e.*,  $\Omega_\nu$  assuming  $w = -1$ ) vs  $\Omega_m$ . The colored locus derives from *Planck* [33] and shows that the CMB alone requires a flat Universe  $\Omega_\nu + \Omega_m \simeq 1$  if the Hubble constant is not too high. The SNe Ia results [34] very nearly constrain the orthogonal combination  $\Omega_\nu - \Omega_m$ , and the intersection of these constraints directly favors a flat model with  $\Omega_m \simeq 0.3$ , as does the measurement of the Baryon Acoustic Oscillation lengthscale (for which a joint constraint is shown on this plot). The CMB alone is capable of breaking the degeneracy with  $H_0$  by using the measurements of gravitational lensing that can be made with modern high-resolution CMB data.

### 22.2.3 Age of the Universe

The most striking conclusion of relativistic cosmology is that the Universe has not existed forever. The dynamical result for the age of the Universe may be written as

$$\begin{aligned} H_0 t_0 &= \int_0^\infty \frac{dz}{(1+z)H(z)} \\ &= \int_0^\infty \frac{dz}{(1+z) [(1+z)^2(1+\Omega_m z) - z(2+z)\Omega_\nu]^{1/2}}, \end{aligned} \quad (22.29)$$

where we have neglected  $\Omega_r$  and chosen  $w = -1$ . Over the range of interest ( $0.1 \lesssim \Omega_m \lesssim 1$ ,  $|\Omega_\nu| \lesssim 1$ ), this exact answer may be approximated to a few per cent accuracy by

$$H_0 t_0 \simeq \frac{2}{3} (0.7\Omega_m + 0.3 - 0.3\Omega_\nu)^{-0.3}. \quad (22.30)$$



For the special case that  $\Omega_m + \Omega_v = 1$ , the integral in Eq. (22.29) can be expressed analytically as

$$H_0 t_0 = \frac{2}{3\sqrt{\Omega_v}} \ln \frac{1 + \sqrt{\Omega_v}}{\sqrt{1 - \Omega_v}} \quad (\Omega_m < 1). \quad (22.31)$$

The most accurate means of obtaining ages for astronomical objects is based on the natural clocks provided by radioactive decay. The use of these clocks is complicated by a lack of knowledge of the initial conditions of the decay. In the Solar System, chemical fractionation of different elements helps pin down a precise age for the pre-Solar nebula of 4.6 Gyr, but for stars it is necessary to attempt an a priori calculation of the relative abundances of nuclei that result from supernova explosions. In this way, a lower limit for the age of stars in the local part of the Milky Way of about 11 Gyr is obtained [35, 36].

The other major means of obtaining cosmological age estimates is based on the theory of stellar evolution. In principle, the main-sequence turnoff point in the color-magnitude diagram of a globular cluster should yield a reliable age. But these have been controversial, owing to theoretical uncertainties in the evolution model – as well as observational uncertainties in the distance, dust extinction, and metallicity of clusters. The present consensus favors ages for the oldest clusters of about 13 Gyr [37].

These methods are all consistent with the age deduced from studies of structure formation, using the microwave background and large-scale structure:  $t_0 = 13.80 \pm 0.02$  Gyr [24], where the extra accuracy comes at the price of assuming the simple 6-parameter  $\Lambda$ CDM model to be true.

#### 22.2.4 *Horizon, isotropy, flatness problems*

For photons, the radial equation of motion is just  $c dt = R d\chi$ . How far can a photon get in a given time? The answer is clearly

$$\Delta\chi = \int_{t_1}^{t_2} \frac{dt}{R(t)} \equiv \Delta\eta, \quad (22.32)$$

*i.e.*, just the interval of conformal time. We can replace  $dt$  by  $dR/\dot{R}$ , which the Friedmann equation says is  $\propto dR/\sqrt{\rho R^2}$  at early times. Thus, this integral converges if  $\rho R^2 \rightarrow \infty$  as  $t_1 \rightarrow 0$ , otherwise it diverges. Provided the equation of state is such that  $\rho$  changes faster than  $R^{-2}$ , light signals can only propagate a finite distance between the Big Bang and the present; there is then said to be a particle horizon. Such a horizon therefore exists in conventional Big-Bang models, which are dominated by radiation ( $\rho \propto R^{-4}$ ) at early times.

At late times, the integral for the horizon is largely determined by the matter-dominated phase, for which

$$D_H = R_0 \chi_H \equiv R_0 \int_0^{t(z)} \frac{dt}{R(t)} \simeq \frac{6000}{\sqrt{\Omega_m z}} h^{-1} \text{Mpc} \quad (z \gg 1). \quad (22.33)$$

The horizon at the time of formation of the microwave background (‘last scattering’:  $z \simeq 1100$ ) was thus of order 100 Mpc in size, subtending an angle of about  $1^\circ$ . Why then are the large number of causally disconnected regions we see on the microwave sky all at the same temperature? The Universe is very nearly isotropic and homogeneous, even though the initial conditions appear not to permit such a state to be constructed.

A related problem is that the  $\Omega = 1$  Universe is unstable:

$$\Omega(a) - 1 = \frac{\Omega - 1}{1 - \Omega + \Omega_v a^2 + \Omega_m a^{-1} + \Omega_r a^{-2}}, \quad (22.34)$$

where  $\Omega$  with no subscript is the total density parameter, and  $a(t) = R(t)/R_0$ . This requires  $\Omega(t)$  to be unity to arbitrary precision as the initial time tends to zero; a Universe of non-zero curvature today requires very finely tuned initial conditions.

## 22.3 The Hot Thermal Universe

### 22.3.1 *Thermodynamics of the early Universe*

As alluded to above, we expect that much of the early Universe can be described by a radiation-dominated equation of state. In addition, through much of the radiation-dominated period, thermal equilibrium is established by the rapid rate of particle interactions relative to the expansion rate of the Universe (see Sec. 22.3.3 below). In equilibrium, it is straightforward to compute the thermodynamic quantities,  $\rho$ ,  $p$ , and the entropy density,  $s$ . In general, the energy density for a given particle type  $i$  can be written as

$$\rho_i = \int E_i dn_{q_i}, \quad (22.35)$$

with the density of states given by

$$dn_{q_i} = \frac{g_i}{2\pi^2} (\exp[(E_{q_i} - \mu_i)/T_i] \pm 1)^{-1} q_i^2 dq_i, \quad (22.36)$$

where  $g_i$  counts the number of degrees of freedom for particle type  $i$ ,  $E_{q_i}^2 = m_i^2 + q_i^2$ ,  $\mu_i$  is the chemical potential, and the  $\pm$  corresponds to either Fermi or Bose statistics. Similarly, we can define the pressure of a perfect gas as

$$p_i = \frac{1}{3} \int \frac{q_i^2}{E_i} dn_{q_i}. \quad (22.37)$$

The number density of species  $i$  is simply

$$n_i = \int dn_{q_i}, \quad (22.38)$$

and the entropy density is

$$s_i = \frac{\rho_i + p_i - \mu_i n_i}{T_i}. \quad (22.39)$$

In the Standard Model, a chemical potential is often associated with baryon number, and since the net baryon density relative to the photon density is known to be very small (of order  $10^{-9}$ ), we can neglect any such chemical potential when computing total thermodynamic quantities.

For photons, we can compute all of the thermodynamic quantities rather easily. Taking  $g_i = 2$  for the 2 photon polarization states, we have (in units where  $\hbar = k_B = 1$ )

$$\rho_\gamma = \frac{\pi^2}{15} T^4, \quad p_\gamma = \frac{1}{3} \rho_\gamma, \quad s_\gamma = \frac{4\rho_\gamma}{3T}, \quad n_\gamma = \frac{2\zeta(3)}{\pi^2} T^3, \quad (22.40)$$

with  $2\zeta(3)/\pi^2 \simeq 0.2436$ . Note that Eq. (22.10) can be converted into an equation for entropy conservation. Recognizing that  $\dot{p} = s\dot{T}$ , Eq. (22.10) becomes

$$d(sR^3)/dt = 0. \quad (22.41)$$

For radiation, this corresponds to the relationship between expansion and cooling,  $T \propto R^{-1}$  in an adiabatically expanding Universe. Note also that both  $s$  and  $n_\gamma$  scale as  $T^3$ .

### 22.3.2 *Radiation content of the Early Universe*

At the very high temperatures associated with the early Universe, massive particles are pair produced, and are part of the thermal bath. If for a given particle species  $i$  we have  $T \gg m_i$ , then we can neglect the mass in Eq. (22.35) to Eq. (22.39), and the thermodynamic quantities are

easily computed as in Eq. (22.40). In general, we can approximate the energy density (at high temperatures) by including only those particles with  $m_i \ll T$ . In this case, we have

$$\rho = \left( \sum_{\text{B}} g_{\text{B}} + \frac{7}{8} \sum_{\text{F}} g_{\text{F}} \right) \frac{\pi^2}{30} T^4 \equiv \frac{\pi^2}{30} N(T) T^4, \quad (22.42)$$

where  $g_{\text{B(F)}}$  is the number of degrees of freedom of each boson (fermion) and the sum runs over all boson and fermion states with  $m \ll T$ . The factor of  $7/8$  is due to the difference between the Fermi and Bose integrals. Eq. (22.42) defines the effective number of degrees of freedom,  $N(T)$ , by taking into account new particle degrees of freedom as the temperature is raised. This quantity, calculated from high temperature lattice QCD, is plotted in Fig. 22.3 [38]. Near the QCD transition, there is a slight difference between the coefficient of  $T^4$  for  $\rho$  and the coefficient of  $T^3$  for the entropy density  $s = (2\pi^2/45)N_s(T)T^3$  [39], as seen in the figure.

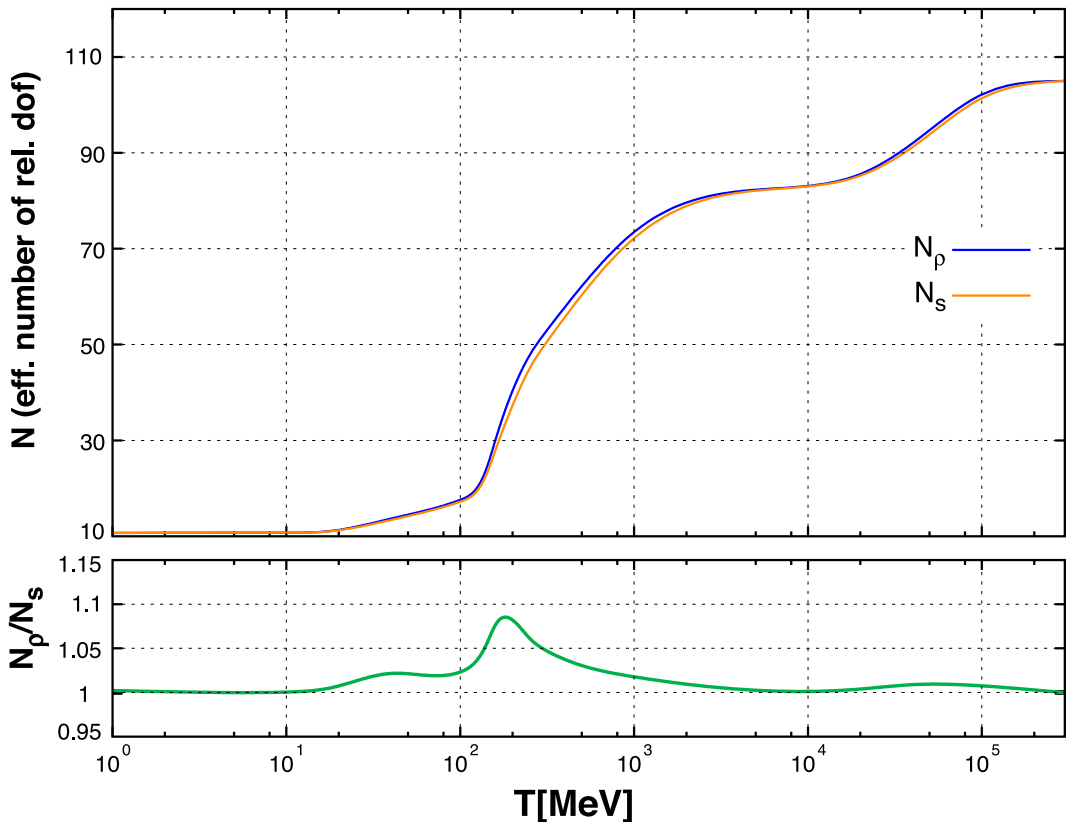


Figure 22.3: The effective numbers of relativistic degrees of freedom as a function of temperature. The sharp drop corresponds to the quark-hadron transition. The bottom panel shows the relative ratio between the number of degrees of freedom characterizing the energy density and the entropy.

The value of  $N(T)$  at any given temperature depends on the particle physics model. In the standard  $SU(3) \times SU(2) \times U(1)$  model, we can specify  $N(T)$  up to temperatures of  $O(100)$  GeV. The change in  $N$  (ignoring mass effects) can be seen in the table below.

Temperature	New Particles	$4N(T)$
$T < m_e$	$\gamma$ 's + $\nu$ 's	29
$m_e < T < m_\mu$	$e^\pm$	43
$m_\mu < T < m_\pi$	$\mu^\pm$	57
$m_\pi < T < T_c^\dagger$	$\pi$ 's	69
$T_c < T < m_{\text{strange}}$	$\pi$ 's + $u, \bar{u}, d, \bar{d}$ + gluons	205
$m_s < T < m_{\text{charm}}$	$s, \bar{s}$	247
$m_c < T < m_\tau$	$c, \bar{c}$	289
$m_\tau < T < m_{\text{bottom}}$	$\tau^\pm$	303
$m_b < T < m_{W,Z}$	$b, \bar{b}$	345
$m_{W,Z} < T < m_{\text{Higgs}}$	$W^\pm, Z$	381
$m_H < T < m_{\text{top}}$	$H^0$	385
$m_t < T$	$t, \bar{t}$	427

$^\dagger T_c$  corresponds to the confinement-deconfinement transition between quarks and hadrons.

At higher temperatures,  $N(T)$  will be model-dependent. For example, in the minimal SU(5) model, one needs to add 24 states to  $N(T)$  for the charged and colored  $X$  and  $Y$  gauge bosons, another 24 from the adjoint Higgs, and another 6 scalar degrees of freedom (in addition to the 4 associated with the complex Higgs doublet already counted in the longitudinal components of  $W^\pm$  and  $Z$ , and in  $H$ ) from the  $\bar{5}$  of Higgs. Hence for  $T > m_X$  in minimal SU(5),  $N(T) = 160.75$ . In a supersymmetric model this would at least double.

In the radiation-dominated epoch, Eq. (22.10) can be integrated (neglecting the  $T$ -dependence of  $N$ ) giving us a relationship between the age of the Universe and its temperature

$$t = \left( \frac{90}{32\pi^3 G_N N(T)} \right)^{1/2} T^{-2}. \quad (22.43)$$

Put into a more convenient form

$$t T_{\text{MeV}}^2 = 2.4 [N(T)]^{-1/2}, \quad (22.44)$$

where  $t$  is measured in seconds and  $T_{\text{MeV}}$  in units of MeV.

### 22.3.3 *Neutrinos and equilibrium*

Due to the expansion of the Universe, certain rates may be too slow to either establish or maintain equilibrium. Quantitatively, for each particle  $i$ , as a minimal condition for equilibrium, we will require that some rate  $\Gamma_i$  involving that type be larger than the expansion rate of the Universe, or

$$\Gamma_i > H. \quad (22.45)$$

Recalling that the age of the Universe is determined by  $H^{-1}$ , this condition is equivalent to requiring that on average, at least one interaction has occurred over the lifetime of the Universe.

A good example for a process that goes in and out of equilibrium is the weak interaction of neutrinos. On dimensional grounds, one can estimate the thermally averaged scattering cross-section:

$$\langle \sigma v \rangle \sim O(10^{-2}) T^2 / m_W^4 \quad (22.46)$$

for  $T \lesssim m_W$ . Recalling that the number density of leptons is  $n \propto T^3$ , we can compare the weak interaction rate,  $\Gamma_{\text{wk}} \sim n \langle \sigma v \rangle$ , with the expansion rate,

$$H = \left( \frac{8\pi G_N \rho}{3} \right)^{1/2} = \left( \frac{8\pi^3}{90} N(T) \right)^{1/2} T^2 / M_{\text{P}} \quad (22.47)$$

$$\simeq 1.66 N(T)^{1/2} T^2 / M_{\text{P}},$$

where the Planck mass  $M_{\text{P}} = G_{\text{N}}^{-1/2} = 1.22 \times 10^{19}$  GeV.

Neutrinos will be in equilibrium when  $\Gamma_{\text{wk}} > H$  or

$$T > (500 m_{\text{W}}^4 / M_{\text{P}})^{1/3} \sim 1 \text{ MeV}. \quad (22.48)$$

However, this condition assumes  $T \ll m_{\text{W}}$ ; for higher temperatures, we should write  $\langle \sigma v \rangle \sim O(10^{-2})/T^2$ , so that  $\Gamma \sim 10^{-2}T$ . Thus, in the very early stages of expansion, at temperatures  $T \gtrsim 10^{-2}M_{\text{P}}/\sqrt{N}$ , equilibrium will not have been established.

Having attained a quasi-equilibrium stage, the Universe then cools further to the point where the interaction and expansion timescales match once again. The temperature at which these rates are equal is commonly referred to as the neutrino decoupling or freeze-out temperature and is defined by  $\Gamma_{\text{wk}}(T_d) = H(T_d)$ . For  $T < T_d$ , neutrinos drop out of equilibrium. The Universe becomes transparent to neutrinos and their momenta simply redshift with the cosmic expansion. The effective neutrino temperature will simply fall with  $T \sim 1/R$ .

Soon after decoupling,  $e^{\pm}$  pairs in the thermal background begin to annihilate (when  $T \lesssim m_e$ ). Because the neutrinos are decoupled, the energy released due to annihilation heats up the photon background relative to the neutrinos. The change in the photon temperature can be easily computed from entropy conservation. The neutrino entropy must be conserved separately from the entropy of interacting particles. A straightforward computation yields

$$T_{\nu} = (4/11)^{1/3} T_{\gamma} \simeq 1.9 \text{ K}. \quad (22.49)$$

The total entropy density is therefore given by the contribution from photons and 3 flavors of neutrinos

$$s = \frac{4}{3} \frac{\pi^2}{30} \left( 2 + \frac{21}{4} (T_{\nu}/T_{\gamma})^3 \right) T_{\gamma}^3 = \frac{4}{3} \frac{\pi^2}{30} \left( 2 + \frac{21}{11} \right) T_{\gamma}^3 = 7.04 n_{\gamma}. \quad (22.50)$$

Similarly, the total relativistic energy density is given by

$$\rho_r = \frac{\pi^2}{30} \left[ 2 + \frac{21}{4} (T_{\nu}/T_{\gamma})^4 \right] T_{\gamma}^4 \simeq 1.68 \rho_{\gamma}. \quad (22.51)$$

In practice, a small correction is needed to this, since neutrinos are not totally decoupled at  $e^{\pm}$  annihilation: the effective number of massless neutrino species is 3.045, rather than 3 [40, 41].

This expression ignores neutrino rest masses, but current oscillation data require at least one neutrino eigenstate to have a mass exceeding 0.05 eV. In this minimal case,  $\Omega_{\nu} h^2 = 6 \times 10^{-4}$ , so the neutrino contribution to the matter budget would be negligibly small (which is our normal assumption). However, a nearly degenerate pattern of mass eigenstates could allow larger densities, since oscillation experiments only measure differences in  $m^2$  values. Note that a 0.05-eV neutrino has  $T_{\nu} = m_{\nu}$  at  $z \simeq 296$ , so the above expression for the total present relativistic density is really only an extrapolation. However, neutrinos are almost certainly relativistic at all epochs where the radiation content of the Universe is dynamically significant.

### 22.3.4 *Field Theory and Phase transitions*

It is very likely that the Universe has undergone one or more phase transitions during the course of its evolution [42–45]. Our current vacuum state is described by  $\text{SU}(3)_c \times \text{U}(1)_{\text{em}}$ , which in the Standard Model is a remnant of an unbroken  $\text{SU}(3)_c \times \text{SU}(2)_L \times \text{U}(1)_Y$  gauge symmetry. Symmetry breaking occurs when a non-singlet gauge field (the Higgs field in the Standard Model) picks up a non-vanishing vacuum expectation value, determined by a scalar potential. For example, a simple (non-gauged) potential describing symmetry breaking is  $V(\phi) = \frac{1}{4} \lambda \phi^4 - \frac{1}{2} \mu^2 \phi^2 + V(0)$ . The resulting expectation value is simply  $\langle \phi \rangle = \mu/\sqrt{\lambda}$ .

In the early Universe, finite temperature radiative corrections typically add terms to the potential of the form  $\phi^2 T^2$ . Thus, at very high temperatures, the symmetry is restored and  $\langle \phi \rangle = 0$ . As the Universe cools, depending on the details of the potential, symmetry breaking will occur via a first-order phase transition in which the field tunnels through a potential barrier, or via a second-order transition in which the field evolves smoothly from one state to another (as would be the case for the above example potential).

The evolution of scalar fields can have a profound impact on the early Universe. The equation of motion for a scalar field  $\phi$  can be derived from the energy-momentum tensor

$$T_{\mu\nu} = \partial_\mu \phi \partial_\nu \phi - \frac{1}{2} g_{\mu\nu} \partial_\rho \phi \partial^\rho \phi - g_{\mu\nu} V(\phi). \quad (22.52)$$

By associating  $\rho = T_{00}$  and  $p = R^{-2}(t)T_{ii}$  we have

$$\begin{aligned} \rho &= \frac{1}{2} \dot{\phi}^2 + \frac{1}{2} R^{-2}(t) (\nabla \phi)^2 + V(\phi) \\ p &= \frac{1}{2} \dot{\phi}^2 - \frac{1}{6} R^{-2}(t) (\nabla \phi)^2 - V(\phi), \end{aligned} \quad (22.53)$$

and from Eq. (22.10) we can write the equation of motion (by considering a homogeneous region, we can ignore the gradient terms)

$$\ddot{\phi} + 3H\dot{\phi} = -\partial V/\partial \phi. \quad (22.54)$$

### 22.3.5 *Inflation*

Inflation of early universe In Sec. 22.2.4, we discussed some of the problems associated with the standard Big-Bang model. However, during a phase transition, our assumptions of an adiabatically expanding Universe are generally not valid. If, for example, a phase transition occurred in the early Universe such that the field evolved slowly from the symmetric state to the global minimum, the Universe may have been dominated by the vacuum energy density associated with the potential near  $\phi \simeq 0$ . During this period of slow evolution, the energy density due to radiation will fall below the vacuum energy density,  $\rho \ll V(0)$ . When this happens, the expansion rate will be dominated by the constant  $V(0)$ , and we obtain the exponentially expanding solution given in Eq. (22.20). When the field evolves towards the global minimum it will begin to oscillate about the minimum, energy will be released during its decay, and a hot thermal Universe will be restored. If released fast enough, it will produce radiation at a temperature  $NT_R^4 \lesssim V(0)$ . In this reheating process, entropy has been created and the final value of  $RT$  is greater than the initial value of  $RT$ . Thus, we see that, during a phase transition, the relation  $RT \sim \text{constant}$  need not hold true. This is the basis of the inflationary Universe scenario [46–48].

If, during the phase transition, the value of  $RT$  changed by a factor of  $O(10^{29})$ , the cosmological problems discussed above would be solved. The observed isotropy would be generated by the immense expansion; one small causal region could get blown up, and thus our entire visible Universe would have been in thermal contact some time in the past. In addition, the density parameter  $\Omega$  would have been driven to 1 (with exponential precision). Density perturbations will be stretched by the expansion,  $\lambda \sim R(t)$ . Thus it will appear that  $\lambda \gg H^{-1}$  or that the perturbations have left the horizon, where in fact the size of the causally connected region is now no longer simply  $H^{-1}$ . However, not only does inflation offer an explanation for large scale perturbations, it also offers a source for the perturbations themselves through quantum fluctuations.

Problems with early models of inflation based on either a first-order [49] or second-order [50, 51] phase transition of a Grand Unified Theory led to models invoking a completely new scalar field: the inflaton,  $\phi$ . The potential of this field,  $V(\phi)$ , needs to have a very low gradient and curvature

in order to match observed metric fluctuations. For a more thorough discussion of the problems of early models and a host of current models being studied see the review on inflation – Sec. 23 of this *Review*. In most current inflation models, reheated bubbles typically do not percolate, so inflation is ‘eternal’ and continues with exponential expansion in the region outside bubbles. These causally disconnected bubble Universes constitute a ‘multiverse’, where low-energy physics can vary between different bubbles. This has led to a controversial ‘anthropic’ approach to cosmology [52–54], where observer selection within the multiverse can be introduced as a means of understanding e.g. why the observed level of vacuum energy is so low (because larger values suppress growth of structure).

### 22.3.6 *Baryogenesis*

The Universe appears to be populated exclusively with matter rather than antimatter. Indeed antimatter is only detected in accelerators or in cosmic rays. However, the presence of antimatter in the latter is understood to be the result of collisions of primary particles in the interstellar medium. There is in fact strong evidence against primary forms of antimatter in the Universe. Furthermore, the density of baryons compared to the density of photons is extremely small,  $\eta \sim 10^{-9}$ .

The production of a net baryon asymmetry requires baryon number violating interactions,  $C$  and  $CP$  violation, and a departure from thermal equilibrium [55]. The first two of these ingredients are expected to be contained in Grand Unified Theories (GUTs) as well as in the non-perturbative sector of the Standard Model; the third can be realized in an expanding Universe where, as we have seen, interactions come in and out of equilibrium.

There are several interesting and viable mechanisms for the production of the baryon asymmetry. While we can not review any of them here in any detail, we mention some of the important scenarios. In all cases, all three ingredients listed above are incorporated. One of the first mechanisms was based on the out of equilibrium decay of a massive particle such as a superheavy GUT gauge or Higgs boson [56, 57]. A novel mechanism involving the decay of flat directions in supersymmetric models is known as the Affleck-Dine scenario [58]. There is also the possibility of generating the baryon asymmetry at the electro-weak scale using the non-perturbative interactions of sphalerons [59]. Because these interactions conserve the sum of baryon and lepton number,  $B + L$ , it is possible to first generate a lepton asymmetry (e.g., by the out-of-equilibrium decay of a superheavy right-handed neutrino), which is converted to a baryon asymmetry at the electro-weak scale [60]. This mechanism is known as lepto-baryogenesis.

### 22.3.7 *Nucleosynthesis*

An essential element of the standard cosmological model is Big-Bang nucleosynthesis (BBN), the theory that predicts the abundances of the light element isotopes D,  $^3\text{He}$ ,  $^4\text{He}$ , and  $^7\text{Li}$ . Nucleosynthesis takes place at a temperature scale of order 1 MeV. The nuclear processes lead primarily to  $^4\text{He}$ , with a primordial mass fraction of about 25%. Lesser amounts of the other light elements are produced: about  $10^{-5}$  of D and  $^3\text{He}$  and about  $10^{-10}$  of  $^7\text{Li}$  by number relative to H. The abundances of the light elements depend almost solely on one key parameter, the baryon-to-photon ratio,  $\eta$ . The nucleosynthesis predictions can be compared with observational determinations of the abundances of the light elements. Consistency between theory and observations driven primarily by recent D/H measurements [61, 62] leads to a range of

$$5.8 \times 10^{-10} < \eta < 6.5 \times 10^{-10}. \quad (22.55)$$

$\eta$  is related to the fraction of  $\Omega$  contained in baryons:

$$\Omega_b = 3.66 \times 10^7 \eta h^{-2}, \quad (22.56)$$

or  $10^{10} \eta = 274 \Omega_b h^2$ . The *Planck* result [24] for  $\Omega_b h^2$  of  $0.0224 \pm 0.0002$  translates into a value of  $\eta = 6.12 \pm 0.04$ . This result can be used to ‘predict’ the light element abundances, which can in turn

be compared with observation [63]. The resulting D/H abundance is in excellent agreement with that found in quasar absorption systems. It is in reasonable agreement with the helium abundance observed in extragalactic HII regions (once systematic uncertainties are accounted for), but is in poor agreement with the Li abundance observed in the atmospheres of halo dwarf stars [64]. See the review on BBN – Sec. 24 of this *Review* for a detailed discussion of BBN or references [65–68].

### 22.3.8 *The transition to a matter-dominated Universe*

In the Standard Model, the temperature (or redshift) at which the Universe undergoes a transition from a radiation-dominated to a matter-dominated Universe is determined by the amount of dark matter. Assuming three nearly massless neutrinos, the energy density in radiation at temperatures  $T \ll 1$  MeV, is given by

$$\rho_r = \frac{\pi^2}{30} \left[ 2 + \frac{21}{4} \left( \frac{4}{11} \right)^{4/3} \right] T^4. \quad (22.57)$$

In the absence of non-baryonic dark matter, the matter density can be written as

$$\rho_m = m_N \eta n_\gamma, \quad (22.58)$$

where  $m_N$  is the nucleon mass. Recalling that  $n_\gamma \propto T^3$  [cf. Eq. (22.40)], we can solve for the temperature or redshift at the matter-radiation equality when  $\rho_r = \rho_m$ ,

$$T_{\text{eq}} = 0.22 m_N \eta \quad \text{or} \quad (1 + z_{\text{eq}}) = 0.22 \eta \frac{m_N}{T_0}, \quad (22.59)$$

where  $T_0$  is the present temperature of the microwave background. For  $\eta = 6.1 \times 10^{-10}$ , this corresponds to a temperature  $T_{\text{eq}} \simeq 0.13$  eV or  $(1 + z_{\text{eq}}) \simeq 550$ . A transition this late would be problematic for structure formation (see Sec. 22.4.5).

The redshift of matter domination can be pushed back significantly if non-baryonic dark matter is present. If instead of Eq. (22.58), we write

$$\rho_m = \Omega_m \rho_c \left( \frac{T}{T_0} \right)^3, \quad (22.60)$$

we find that

$$T_{\text{eq}} = 0.9 \frac{\Omega_m \rho_c}{T_0^3} \quad \text{or} \quad (1 + z_{\text{eq}}) = 2.4 \times 10^4 \Omega_m h^2. \quad (22.61)$$

## 22.4 The Universe at late times

### 22.4.1 *The CMB*

One form of the infamous Olbers' paradox says that, in Euclidean space, surface brightness is independent of distance. Every line of sight will terminate on matter that is hot enough to be ionized and so scatter photons:  $T \gtrsim 10^3$  K, and the sky should therefore shine as brightly as the surface of the Sun. The reason the night sky is dark is entirely due to the expansion, which cools the radiation temperature to 2.73 K. This gives a Planck function peaking at around 1 mm to produce the CMB.

The CMB spectrum is a very accurate match to a Planck function [69]. (See the review on CMB – Sec. 29 of this *Review*.) The COBE estimate of the temperature is [70]

$$T = 2.7255 \pm 0.0006 \text{ K}. \quad (22.62)$$

The lack of any distortion of the Planck spectrum is a strong physical constraint. It is very difficult to account for in any expanding Universe other than one that passes through a hot stage.



Alternative schemes for generating the radiation, such as thermalization of starlight by dust grains, inevitably generate a superposition of temperatures. What is required in addition to thermal equilibrium is that  $T \propto 1/R$ , so that radiation from different parts of space arrive at an observer with the same apparent temperature.

Although it is common to speak of the CMB as originating at ‘recombination’, a more accurate terminology is the era of ‘last scattering’. In practice, this takes place at  $z \simeq 1100$ , almost independently of the main cosmological parameters, at which time the fractional ionization is very small. This occurred when the age of the Universe was about 370,000 years. But the CMB photons themselves were not generated at this point, and were the result of thermalization at  $z \sim 10^7$ . (See the review on CMB – Sec. 29 of this *Review* for a full discussion of the CMB.)

### 22.4.2 *Matter in the Universe*

One of the main tasks of cosmology is to measure the density of the Universe, and how this is divided between dark matter and baryons. The baryons consist partly of stars, with  $0.002 \lesssim \Omega_* \lesssim 0.003$  [71] but mainly inhabit the intergalactic medium (IGM). One powerful way in which this can be studied is via the absorption of light from distant luminous objects such as quasars. Even very small amounts of neutral hydrogen can absorb rest-frame UV photons (the Gunn-Peterson effect), and should suppress the continuum by a factor  $\exp(-\tau)$ , where

$$\tau \simeq 10^{4.62} h^{-1} \left[ \frac{n_{\text{HI}}(z)/\text{m}^{-3}}{(1+z)\sqrt{1+\Omega_{\text{m}}z}} \right], \quad (22.63)$$

and this expression applies while the Universe is matter dominated ( $z \gtrsim 1$  in the  $\Omega_{\text{m}} = 0.3$   $\Omega_{\text{v}} = 0.7$  model). At  $z < 6$ , the dominant effect on quasar spectra is a ‘forest’ of narrow absorption lines, which produce a mean  $\tau = 1$  in the Ly $\alpha$  forest at about  $z = 3$ , and so we have  $\Omega_{\text{HI}} \simeq 10^{-6.7} h^{-1}$ . This is such a small number that the IGM must be very highly ionized at these redshifts, apart from a few high-density clumps. But at  $z > 6$  there is good evidence for a ‘reionization’ era at which the general IGM is not so strongly ionized [72]. As discussed below, this ionized IGM at low  $z$  is also detectable via the secondary Compton scattering of CMB photons.

The Ly $\alpha$  forest is of great importance in pinning down the abundance of deuterium. Because electrons in deuterium differ in reduced mass by about 1 part in 4000 compared to hydrogen, each absorption system in the Ly $\alpha$  forest is accompanied by an offset deuterium line. By careful selection of systems with an optimal HI column density, a measurement of the D/H ratio can be made. This has now been done with high accuracy in 10 quasars, with consistent results [61]. Combining these determinations with the theory of primordial nucleosynthesis yields a baryon density of  $\Omega_{\text{b}} h^2 = 0.021 - 0.024$  (95% confidence) in excellent agreement with the Planck result. (See also the review on BBN – Sec. 24 of this *Review*.)

Ionized IGM can also be detected in emission when it is densely clumped, via bremsstrahlung radiation. This generates the spectacular X-ray emission from rich clusters of galaxies. Studies of this phenomenon allow us to achieve an accounting of the total baryonic material in clusters. Within the central  $\simeq 1$  Mpc, the masses in stars, X-ray emitting gas, and total dark matter can be determined with reasonable accuracy (perhaps 20% rms), and this allows a minimum baryon fraction to be determined [73, 74]:

$$\frac{M_{\text{baryons}}}{M_{\text{total}}} \gtrsim 0.009 + (0.066 \pm 0.003) h^{-3/2}. \quad (22.64)$$

Because clusters are the largest collapsed structures, it is reasonable to take this as applying to the Universe as a whole. This equation implies a minimum baryon fraction of perhaps 12% (for reasonable  $h$ ), which is too high for  $\Omega_{\text{m}} = 1$  if we take  $\Omega_{\text{b}} h^2 \simeq 0.02$  from nucleosynthesis. This is

therefore one of the more robust arguments in favor of  $\Omega_m \simeq 0.3$ . (See the review on Cosmological Parameters – Sec. 25.1 of this *Review*.) This argument is also consistent with the inference on  $\Omega_m$  that can be made from Fig. 22.2.

This method is much more robust than the older classical technique for weighing the Universe: ‘ $L \times M/L$ ’. The overall light density of the Universe is reasonably well determined from redshift surveys of galaxies, so that a good determination of mass  $M$  and luminosity  $L$  for a single object suffices to determine  $\Omega_m$  – but only *if* the mass-to-light ratio were universal.

### 22.4.3 *Gravitational lensing*

A robust method for determining masses in cosmology is to use gravitational light deflection. Most systems can be treated as a geometrically thin gravitational lens, where the light bending is assumed to take place only at a single distance. Simple geometry then determines a mapping between the coordinates in the intrinsic source plane (S) and the observed image plane (I):

$$\alpha(D_L\theta_I) = \frac{D_S}{D_{LS}}(\theta_I - \theta_S), \quad (22.65)$$

where the angles  $\theta_I, \theta_S$ , and  $\alpha$  are in general two-dimensional vectors on the sky. The distances  $D_{LS}$  etc. are given by an extension of the usual distance-redshift formula:

$$D_{LS} = \frac{R_0 S_k(\chi_S - \chi_L)}{1 + z_S}. \quad (22.66)$$

This is the angular-diameter distance for objects on the source plane as perceived by an observer on the lens.

Solutions of this equation divide into weak lensing, where the mapping between source plane and image plane is one-to-one, and strong lensing, in which multiple imaging is possible. For circularly-symmetric lenses, an on-axis source is multiply imaged into a ‘caustic’ ring, whose radius is the Einstein radius:

$$\begin{aligned} \theta_E &= \left(4GM \frac{D_{LS}}{D_L D_S}\right)^{1/2} \\ &= \left(\frac{M}{10^{11.09} M_\odot}\right)^{1/2} \left(\frac{D_L D_S / D_{LS}}{\text{Gpc}}\right)^{-1/2} \text{ arcsec}. \end{aligned} \quad (22.67)$$

The observation of ‘arcs’ (segments of near-perfect Einstein rings) in rich clusters of galaxies has thus given very accurate masses for the central parts of clusters – generally in good agreement with other indicators, such as analysis of X-ray emission from the cluster IGM [75, 76].

Gravitational lensing has also developed into a particularly promising probe of cosmological structure on 10-Mpc to 100-Mpc scales. Weak image distortions manifest themselves as an additional ellipticity of galaxy images (‘shear’), which can be observed by averaging many images together (the corresponding flux amplification is less readily detected). The result is a ‘cosmic shear’ field of order 1% ellipticity, coherent over scales of around 30 arcmin, which is directly related to the cosmic mass field. For this reason, weak lensing is seen as potentially the cleanest probe of matter fluctuations, next to the CMB. Already, impressive results have been obtained in measuring cosmological parameters, based on survey data from only  $\sim 10^3$  deg<sup>2</sup> [77, 78]. A particular strength of lensing is its ability to measure the amplitude of mass fluctuations; this can be deduced from the amplitude of CMB fluctuations, but only with low precision on account of the poorly-known optical depth due to Compton scattering after reionization. However, the effect of weak lensing on the CMB map itself can be detected via the induced non-Gaussian signal, and this

gives the CMB greater internal power [79]. The main difficulty of principle with lensing is that part of the signal is generated by small-scale density fluctuations; thus a model is required for nonlinear evolution, including astrophysical effects that separate baryons and dark matter. In this respect, the CMB is a cleaner probe of the primordial fluctuations.

#### 22.4.4 *Density Fluctuations*

The overall properties of the Universe are very close to being homogeneous; and yet telescopes reveal a wealth of detail on scales varying from single galaxies to large-scale structures of size exceeding 100 Mpc. The existence of these structures must be telling us something important about the initial conditions of the Big Bang, and about the physical processes that have operated subsequently. This motivates the study of the density perturbation field, defined as

$$\delta(\mathbf{x}) \equiv \frac{\rho(\mathbf{x}) - \langle \rho \rangle}{\langle \rho \rangle}. \quad (22.68)$$

A critical feature of the  $\delta$  field is that it inhabits a Universe that is isotropic and homogeneous in its large-scale properties. This suggests that the statistical properties of  $\delta$  should also be statistically homogeneous – *i.e.*, it is a stationary random process.

It is often convenient to describe  $\delta$  as a Fourier superposition:

$$\delta(\mathbf{x}) = \sum \delta_{\mathbf{k}} e^{-i\mathbf{k}\cdot\mathbf{x}}. \quad (22.69)$$

We avoid difficulties with an infinite Universe by applying periodic boundary conditions in a cube of some large volume  $V$ . The cross-terms vanish when we compute the variance in the field, which is just a sum over modes of the power spectrum:

$$\langle \delta^2 \rangle = \sum |\delta_{\mathbf{k}}|^2 \equiv \sum P(k). \quad (22.70)$$

Note that the statistical nature of the fluctuations must be isotropic, so we write  $P(k)$  rather than  $P(\mathbf{k})$ . The  $\langle \dots \rangle$  average here is a volume average. Cosmological density fields are an example of an ergodic process, in which the average over a large volume tends to the same answer as the average over a statistical ensemble.

The statistical properties of discrete objects sampled from the density field are often described in terms of  $N$ -point correlation functions, which represent the excess probability over random for finding one particle in each of  $N$  boxes in a given configuration. For the 2-point case, the correlation function is readily shown to be identical to the autocorrelation function of the  $\delta$  field:  $\xi(r) = \langle \delta(x)\delta(x+r) \rangle$ .

The power spectrum and correlation function are Fourier conjugates, and thus are equivalent descriptions of the density field (similarly,  $k$ -space equivalents exist for the higher-order correlations). It is convenient to take the limit  $V \rightarrow \infty$  and use  $k$ -space integrals, defining a dimensionless power spectrum, which measures the contribution to the fractional variance in density per unit logarithmic range of scale, as  $\Delta^2(k) = d\langle \delta^2 \rangle / d \ln k = V k^3 P(k) / 2\pi^2$ :

$$\xi(r) = \int \Delta^2(k) \frac{\sin kr}{kr} d \ln k; \quad \Delta^2(k) = \frac{2}{\pi} k^3 \int_0^\infty \xi(r) \frac{\sin kr}{kr} r^2 dr. \quad (22.71)$$

For many years, an adequate approximation to observational data on galaxies was  $\xi = (r/r_0)^{-\gamma}$ , with  $\gamma \simeq 1.8$  and  $r_0 \simeq 5 h^{-1}$  Mpc. Modern surveys are now able to probe into the large-scale linear regime where unaltered traces of the curved post-recombination spectrum can be detected [80–82].

### 22.4.5 *Formation of cosmological structure*

The simplest model for the generation of cosmological structure is gravitational instability acting on some small initial fluctuations (for the origin of which a theory such as inflation is required). If the perturbations are adiabatic (*i.e.*, fractionally perturb number densities of photons and matter equally), the linear growth law for matter perturbations is simple:

$$\delta \propto \begin{cases} a^2(t) & \text{(radiation domination; } \Omega_r = 1); \\ a(t) & \text{(matter domination; } \Omega_m = 1). \end{cases} \quad (22.72)$$

For low-density Universes, the growth is slower:

$$d \ln \delta / d \ln a \simeq \Omega_m^\gamma(a), \quad (22.73)$$

where the parameter  $\gamma$  is close to 0.55 independent of the vacuum density [83, 84].

The alternative perturbation mode is isocurvature: only the equation of state changes, and the total density is initially unperturbed. These modes perturb the total entropy density, and thus induce additional large-scale CMB anisotropies [85]. Although the character of perturbations in the simplest inflationary theories are purely adiabatic, correlated adiabatic and isocurvature modes are predicted in many models; the simplest example is the curvaton, which is a scalar field that decays to yield a perturbed radiation density. If the matter content already exists at this time, the overall perturbation field will have a significant isocurvature component. Such a prediction is inconsistent with current CMB data [86], and most analyses of CMB and large-scale structure (LSS) data assume the adiabatic case to hold exactly.

Linear evolution preserves the shape of the power spectrum. However, a variety of processes mean that growth actually depends on the matter content.

1. Pressure opposes gravity effectively for wavelengths below the horizon length while the Universe is radiation dominated. The *comoving* horizon size at  $z_{\text{eq}}$  is therefore an important scale:

$$D_H(z_{\text{eq}}) = \frac{2(\sqrt{2} - 1)}{(\Omega_m z_{\text{eq}})^{1/2} H_0} = \frac{16.0}{\Omega_m h^2} \text{Mpc}. \quad (22.74)$$

2. At early times, dark matter particles will undergo free streaming at the speed of light, and so erase all scales up to the horizon – a process that only ceases when the particles go nonrelativistic. For light massive neutrinos, this happens at  $z_{\text{eq}}$ ; all structure up to the horizon-scale power-spectrum break is in fact erased. Hot(cold) dark matter models are thus sometimes dubbed large(small)-scale damping models.
3. A further important scale arises where photon diffusion can erase perturbations in the matter – radiation fluid; this process is named Silk damping.

The overall effect is encapsulated in the transfer function, which gives the ratio of the late-time amplitude of a mode to its initial value (see Fig. 22.4). The overall power spectrum is thus the primordial scalar-mode power law, times the square of the transfer function:

$$P(k) \propto k^{n_s} T_k^2. \quad (22.75)$$

The most generic power-law index is  $n_s = 1$ : the ‘Zeldovich’ or ‘scale-invariant’ spectrum. Inflationary models tend to predict a small ‘tilt:’  $|n_s - 1| \lesssim 0.05$  [12, 13]. On the assumption that the dark matter is cold, the power spectrum then depends on 5 parameters:  $n_s$ ,  $h$ ,  $\Omega_b$ ,  $\Omega_c$  ( $\equiv \Omega_m - \Omega_b$ ), and an overall amplitude. The latter is often specified as  $\sigma_8$ , the linear-theory fractional rms in density when a spherical filter of radius  $8 h^{-1}$  Mpc is applied in linear theory. This scale can be

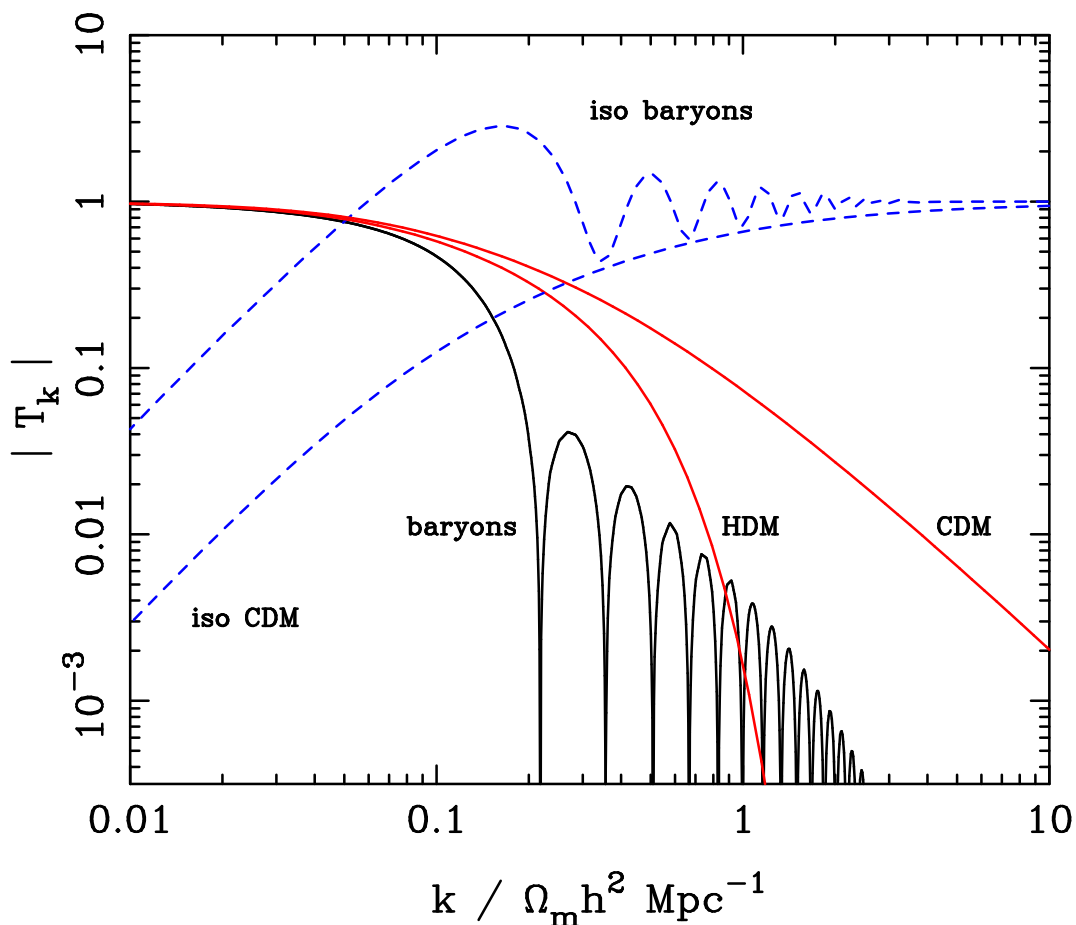


Figure 22.4: A plot of transfer functions for various models. For adiabatic models,  $T_k \rightarrow 1$  at small  $k$ , whereas the opposite is true for isocurvature models. For dark-matter models, the characteristic wavenumber scales proportional to  $\Omega_m h^2$ . The scaling for baryonic models does not obey this exactly; the plotted cases correspond to  $\Omega_m = 1$ ,  $h = 0.5$ .

probed directly via weak gravitational lensing, and also via its effect on the abundance of rich galaxy clusters. The favored value from the latter is approximately [87]

$$\sigma_8 \simeq [0.746 \pm 0.012 (\text{stat.}) \pm 0.022 (\text{sys.})] (\Omega_m/0.3)^{-0.47}, \quad (22.76)$$

which is rather similar to the normalization inferred from weak lensing:  $\sigma_8 \simeq [0.745 \pm 0.039] (\Omega_m/0.3)^{-0.47}$  [77]; or  $[0.782 \pm 0.027] (\Omega_m/0.3)^{-0.5}$  [78]. These figures are in  $> 2\sigma$  tension with the *Planck* values of  $(\sigma_8, \Omega_m) = (0.811 \pm 0.006, 0.315 \pm 0.007)$ . If real, such a discrepancy could indicate interesting new physics; but the current evidence is not strong enough to make such a claim.

A direct measure of mass inhomogeneity is valuable, since the galaxies inevitably are biased with respect to the mass. This means that the fractional fluctuations in galaxy number,  $\delta n/n$ , may differ from the mass fluctuations,  $\delta\rho/\rho$ . It is commonly assumed that the two fields obey some proportionality on large scales where the fluctuations are small,  $\delta n/n = b\delta\rho/\rho$ , but even this is not guaranteed [88].

The main shape of the transfer function is a break around the horizon scale at  $z_{\text{eq}}$ , which depends just on  $\Omega_m h$  when wavenumbers are measured in observable units ( $h \text{ Mpc}^{-1}$ ). For reasonable baryon content, weak oscillations in the transfer function are also expected, and these BAOs (Baryon

Acoustic Oscillations) have been clearly detected [89,90]. As well as directly measuring the baryon fraction, the scale of the oscillations directly measures the acoustic horizon at decoupling; this can be used as an additional standard ruler for cosmological tests, and the BAO signature has become one of the most important applications of large galaxy surveys. Overall, current power-spectrum data [80–82] favor  $\Omega_m h \simeq 0.20$  and a baryon fraction of about 0.15 for  $n_s \simeq 1$  (see Fig. 22.5).

In principle, accurate data over a wide range of  $k$  could determine both  $\Omega_m h$  and  $n$ , but in practice there is a strong degeneracy between these. In order to constrain  $n_s$  itself, it is necessary to examine data on anisotropies in the CMB.

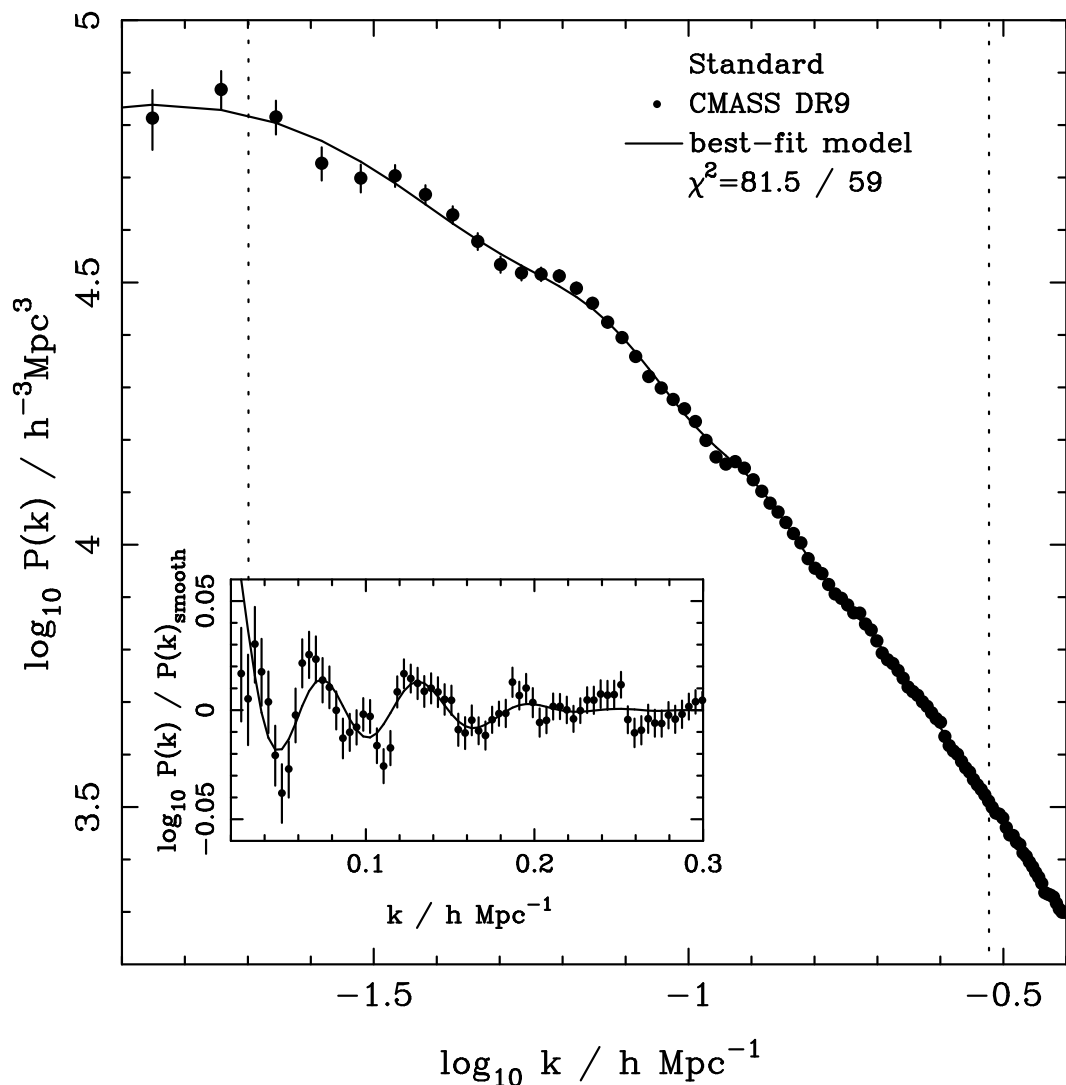


Figure 22.5: The galaxy power spectrum from the SDSS BOSS survey [82]. The solid points with error bars show the power estimate. The solid line shows a standard  $\Lambda$ CDM model with  $\Omega_b h^2 \simeq 0.02$  and  $\Omega_m h \simeq 0.2$ . The inset amplifies the region where BAO features are visible. The fact that these perturb the power by  $\sim 20\%$  rather than order unity is direct evidence that the matter content of the Universe is dominated by collisionless dark matter.

### 22.4.6 CMB anisotropies

The CMB has a clear dipole anisotropy, of magnitude  $1.23 \times 10^{-3}$ . This is interpreted as being due to the Earth's motion, which is equivalent to a peculiar velocity for the Milky Way of

$$v_{\text{MW}} \simeq 600 \text{ km s}^{-1} \quad \text{towards} \quad (\ell, b) \simeq (270^\circ, 30^\circ). \quad (22.77)$$

All higher-order multipole moments of the CMB are however much smaller (of order  $10^{-5}$ ), and interpreted as signatures of density fluctuations at last scattering ( $\simeq 1100$ ). To analyze these, the sky is expanded in spherical harmonics as explained in the review on the CMB – Sec. 29 of this *Review*. The dimensionless power per  $\ln k$  or ‘bandpower’ for the CMB is defined as

$$\mathcal{T}^2(\ell) = \frac{\ell(\ell+1)}{2\pi} C_\ell. \quad (22.78)$$

This function encodes information from the three distinct mechanisms that cause CMB anisotropies:

- (1) Gravitational (Sachs – Wolfe) perturbations. Photons from high-density regions at last scattering have to climb out of potential wells, and are thus redshifted.
- (2) Intrinsic (adiabatic) perturbations. In high-density regions, the coupling of matter and radiation can compress the radiation also, giving a higher temperature.
- (3) Velocity (Doppler) perturbations. The plasma has a non-zero velocity at recombination, which leads to Doppler shifts in frequency and hence shifts in brightness temperature.

Because the potential fluctuations obey Poisson's equation,  $\nabla^2\Phi = 4\pi G\rho\delta$ , and the velocity field satisfies the continuity equation  $\nabla \cdot \mathbf{u} = -\dot{\delta}$ , the resulting different powers of  $k$  ensure that the Sachs-Wolfe effect dominates on large scales and adiabatic effects on small scales.

The relation between angle and comoving distance on the last-scattering sphere requires the comoving angular-diameter distance to the last-scattering sphere; because of its high redshift, this is effectively identical to the horizon size at the present epoch,  $D_{\text{H}}$ :

$$\begin{aligned} D_{\text{H}} &= \frac{2}{\Omega_{\text{m}}H_0} \quad (\Omega_{\text{v}} = 0) \\ D_{\text{H}} &\simeq \frac{2}{\Omega_{\text{m}}^{0.4}H_0} \quad (\text{flat} : \Omega_{\text{m}} + \Omega_{\text{v}} = 1). \end{aligned} \quad (22.79)$$

These relations show how the CMB is strongly sensitive to curvature: the horizon length at last scattering is  $\propto 1/\sqrt{\Omega_{\text{m}}}$ , so that this subtends an angle that is virtually independent of  $\Omega_{\text{m}}$  for a flat model. Observations of a peak in the CMB power spectrum at relatively large scales ( $\ell \simeq 221$ ) are thus strongly inconsistent with zero- $\Lambda$  models with low density: current CMB + BAO + lensing data require  $\Omega_{\text{m}} + \Omega_{\text{v}} = 0.999 \pm 0.004$  (95%) [24]. (See *e.g.*, Fig. 22.2).

In addition to curvature, the CMB encodes information about several other key cosmological parameters. Within the compass of simple adiabatic CDM models, there are 9 of these:

$$\omega_{\text{c}}, \omega_{\text{b}}, \Omega_{\text{tot}}, h, \tau, n_{\text{s}}, n_{\text{t}}, r, Q. \quad (22.80)$$

The symbol  $\omega$  denotes the physical density,  $\Omega h^2$ : the transfer function depends only on the densities of CDM ( $\omega_{\text{c}}$ ) and baryons ( $\omega_{\text{b}}$ ). Transcribing the power spectrum at last scattering into an angular power spectrum brings in the total density parameter ( $\Omega_{\text{tot}} \equiv \Omega_{\text{m}} + \Omega_{\text{v}} = \Omega_{\text{c}} + \Omega_{\text{b}} + \Omega_{\text{v}}$ ) and  $h$ : there is a near-exact geometrical degeneracy [91] between these that keeps the angular-diameter distance to last scattering invariant, so that models with substantial spatial curvature and large vacuum energy cannot be ruled out without prior knowledge of the Hubble parameter. Alternatively, the

CMB alone cannot measure the Hubble parameter without taking into account the line-of-sight information from CMB lensing.

A further possible degeneracy involves the tensor contribution to the CMB anisotropies. These are important at large scales (up to the horizon scales); for smaller scales, only scalar fluctuations (density perturbations) are important. Each of these components is characterized by a spectral index,  $n$ , and a ratio between the power spectra of tensors and scalars ( $r$ ). See the review on Cosmological Parameters – Sec. 25.1 of this *Review* for a technical definition of the  $r$  parameter. Finally, the overall amplitude of the spectrum must be specified ( $Q$ ), together with the optical depth to Compton scattering owing to recent reionization ( $\tau$ ). Adding a large tensor contribution reduces the contrast between low  $\ell$  and the peak at  $\ell \simeq 221$  (because the tensor spectrum has no acoustic component). The previous relative height of the peak can be recovered by increasing  $n_s$  to increase the small-scale power in the scalar component; this in turn over-predicts the power at  $\ell \sim 1000$ , but this effect can be counteracted by raising the baryon density [92]. This approximate 3-way degeneracy is broken as we increase the range of multipoles sampled.

The reason the tensor component is introduced, and why it is so important, is that it is the only non-generic prediction of inflation. Slow-roll models of inflation involve two dimensionless parameters:

$$\epsilon \equiv \frac{M_{\text{P}}^2}{16\pi} \left( \frac{V'}{V} \right)^2, \quad \eta \equiv \frac{M_{\text{P}}^2}{8\pi} \left( \frac{V''}{V} \right), \quad (22.81)$$

where  $V$  is the inflaton potential, and dashes denote derivatives with respect to the inflation field. In terms of these, the tensor-to-scalar ratio is  $r \simeq 16\epsilon$ , and the spectral indices are  $n_s = 1 - 6\epsilon + 2\eta$  and  $n_t = -2\epsilon$ . The natural expectation of inflation is that the quasi-exponential phase ends once the magnitudes of the slow-roll parameters become of order unity, so that both  $n_s \neq 1$  and a significant tensor component are expected. These predictions can be avoided in some models, but it is undeniable that observation of such features would be a great triumph for inflation. Cosmology therefore stands at a fascinating point given that the most recent CMB data reject the zero-tensor  $n_s = 1$  model at more than  $8\sigma$ :  $n_s = 0.965 \pm 0.004$  [24]. This rejection is strong enough that it is also able to break the tensor degeneracy, so that no model with  $n_s = 1$  is acceptable, whatever the value of  $r$ .

The current limit on  $r$  is  $< 0.06$  at 95% confidence [93]. In conjunction with the measured value of  $n_s$ , this upper limit sits close to the prediction of a linear potential (i.e.  $|\eta| \ll |\epsilon|$ ). Any further reduction in the limit on  $r$  will force  $\eta$  to be negative – i.e. a convex potential at the point where LSS scales were generated (sometimes called a ‘hilltop’), in contrast to simple early models such as  $V(\phi) = m^2\phi^2$  or  $\lambda\phi^4$ , which are now excluded. Examples of models that are currently in excellent agreement with the Planck results are the Starobinsky model of  $\mathcal{R} + \mathcal{R}^2$  gravity [94], or the Higgs-inflation model where the Higgs field is non-minimally coupled [95]. Assuming 55 e-foldings of inflation, these models predict  $n_s = 0.965$  and  $r = 0.0035$ . Assuming that no systematic error in the CMB data can be identified, cosmology has thus passed a critical hurdle in rejecting scale-invariant fluctuations. The years ahead will be devoted to the task of searching for the tensor fluctuations – for which the main tool will be the polarization of the CMB [14].

#### 22.4.6.1 *CMB foregrounds*

As the quality of CMB data improves, there is a growing interest in effects that arise along the line of sight. The CMB temperature is perturbed by dark-matter structures and by Compton scattering from ionized gas. In the former case, we have the integrated Sachs-Wolfe effect, which is sensitive to the time derivative of the gravitational potential. In the linear regime, this is damped when the Universe becomes  $\Lambda$ -dominated, and this is an independent way of detecting  $\Lambda$  [96]. The potential also causes gravitational lensing of the CMB: structures at  $z \simeq 1 - 2$  displace



features on the CMB sky by about 2 arcmin over coherent degree-scale patches. Detection of these distortions allows a map to be made of overdensity projected from  $z = 0$  to 1100 [79]. This is a very powerful calibration for direct studies of gravitational lensing using galaxies. Finally, Comptonization affects the CMB in two ways: the thermal Sunyaev-Zeldovich effect measures the blurring of photon energies by hot gas, and the kinetic Sunyaev-Zeldovich effect is sensitive to the bulk velocity of the gas. Both these effects start to dominate over the intrinsic CMB fluctuations at multipoles  $\ell \gtrsim 2000$  [97].

#### 22.4.7 *Probing dark energy and the nature of gravity*

The most radical element of our current cosmological model is the dark energy that accelerates the expansion. The energy density of this component is approximately  $(2.2 \text{ meV})^4$  (for  $w = -1$ ,  $\Omega_v = 0.68$ ,  $h = 0.67$ ), or roughly  $10^{-123} M_{\text{P}}^4$ , and such an unnaturally small number is hard to understand. Various quantum effects (most simply, zero-point energy) should make contributions to the vacuum energy density. These may be truncated by new physics at high energy, but this presumably occurs at  $> 1 \text{ TeV}$  scales, not meV; thus the apparent energy scale of the vacuum is at least  $10^{15}$  times smaller than its natural value. A classic review of this situation is given by Weinberg [52], which lists extreme escape routes – especially the multiverse viewpoint, according to which low values of  $\Lambda$  are rare, but high values suppress the formation of structure and observers. It is certainly impressive that Weinberg used such reasoning to predict the value of  $\Lambda$  before any data strongly indicated a non-zero value.

But it may be that the phenomenon of dark energy is entirely illusory. The necessity for this constituent arises from using the Friedmann equation to describe the evolution of the cosmic expansion; if this equation is incorrect, it would require the replacement of Einstein’s relativistic theory of gravity with some new alternative. A frontier of current cosmological research is to distinguish these possibilities [98, 99]. We also note that it has been suggested that dark energy might be an illusion even within general relativity, owing to an incorrect treatment of averaging in an inhomogeneous Universe [100, 101]. Most would argue that a standard Newtonian treatment of such issues should be adequate inside the cosmological horizon, but debate on this issue continues.

Dark Energy can differ from a classical cosmological constant in being a dynamical phenomenon [102, 103], *e.g.*, a rolling scalar field (sometimes dubbed ‘quintessence’). Empirically, this means that it is endowed with two thermodynamic properties that astronomers can try to measure: the bulk equation of state, and the sound speed. If the sound speed is close to the speed of light, the effect of this property is confined to very large scales, and mainly manifests itself in the large-angle multipoles of the CMB anisotropies [104]. The equation of state parameter governs the rate of change of the vacuum density:  $d \ln \rho_v / d \ln a = -3(1 + w)$ , so it can be accessed via the evolving expansion rate,  $H(a)$ . This can be measured most cleanly by using the inbuilt natural ruler of large-scale structure: the BAO horizon scale [105]:

$$D_{\text{BAO}} \simeq 147 (\Omega_{\text{m}} h^2 / 0.13)^{-0.25} (\Omega_{\text{b}} h^2 / 0.023)^{-0.08} \text{ Mpc}. \quad (22.82)$$

$H(a)$  is measured by radial clustering, since  $dr/dz = c/H$ ; clustering in the plane of the sky measures the integral of this. The expansion rate is also measured by the growth of density fluctuations, where the pressure-free growth equation for the density perturbation is  $\ddot{\delta} + 2H(a)\dot{\delta} = 4\pi G\rho_0 \delta$ . Thus, both the scale and amplitude of density fluctuations are sensitive to  $w(a)$  – but only weakly. These observables change by only typically 0.2% for a 1% change in  $w$ . Current constraints [24] place a constant  $w$  to within 5–10% of  $-1$ , depending on the data combination chosen. A substantial improvement in this precision will require us to limit systematics in data to a few parts in 1000.

Testing whether theories of gravity require revision can also be done using data on cosmological

inhomogeneities. Two separate issues arise, concerning the metric perturbation potentials  $\Psi$  and  $\Phi$ , which affect respectively the time and space parts of the metric. In Einstein gravity, these potentials are both equal to the Newtonian gravitational potential, which satisfies Poisson's equation:  $\nabla^2\Phi/a^2 = 4\pi G\bar{\rho}\delta$ . Empirically, modifications of gravity require us to explore a change with scale and with time of the 'slip' ( $\Psi/\Phi$ ) and the effective  $G$  on the rhs of the Poisson equation. The former aspect can only be probed via gravitational lensing, whereas the latter can be addressed on 10–100 Mpc scales via the growth of clustering. Various schemes for parameterising modified gravity exist, but a practical approach is to assume that the growth rate can be tied to the density parameter:  $d\ln\delta/d\ln a = \Omega_m^\gamma(a)$  [83, 84]. The parameter  $\gamma$  is close to 0.55 for standard relativistic gravity, but can differ by around 0.1 from this value in many non-standard models. Clearly this parameterization is incomplete, since it explicitly rejects the possibility of early dark energy ( $\Omega_m(a) \rightarrow 1$  as  $a \rightarrow 0$ ), but it is a convenient way of capturing the power of various experiments. Current data are consistent with standard  $\Lambda$ CDM [106], and exclude variations in slip or effective  $G$  of larger than a few times 10%.

Current planning envisages a set of satellite probes that, a decade hence, will have pursued these fundamental tests via gravitational lensing measurements over thousands of square degrees,  $> 10^8$  redshifts, and photometry of  $> 1000$  supernovae (Euclid in Europe, WFIRST in the USA) [22, 23]. These experiments will measure both  $w$  and the perturbation growth rate to an accuracy of around 1%. The outcome will be either a validation of the standard relativistic vacuum-dominated Big Bang cosmology at a level of precision far beyond anything attempted to date, or the opening of entirely new directions in cosmological models. For a more complete discussion of dark energy and future probes see the review on Dark Energy – Sec. 28

## References

- [1] V.M. Slipher, *Pop. Astr.* **23**, 21 (1915).
- [2] K. Lundmark, *Mon. Not. R. Astron. Soc* **84**, 747 (1924).
- [3] E. Hubble and M. L. Humason, *Astrophys. J.* **74**, 43 (1931).
- [4] G. Gamow, *Phys. Rev.* **70**, 572 (1946).
- [5] R. A. Alpher, H. Bethe and G. Gamow, *Phys. Rev.* **73**, 803 (1948).
- [6] R.A. Alpher and R.C. Herman, *Phys. Rev.* **74**, 1737 (1948).
- [7] R.A. Alpher and R.C. Herman, *Phys. Rev.* **75**, 1089 (1949).
- [8] A. A. Penzias and R. W. Wilson, *Astrophys. J.* **142**, 419 (1965).
- [9] P.J.E. Peebles, *Principles of Physical Cosmology*, Princeton University Press (1993) .
- [10] G. Börner, *The Early Universe: Facts and Fiction*, Springer-Verlag (1988).
- [11] E.W. Kolb and M.S. Turner, *The Early Universe*, Addison-Wesley (1990).
- [12] J.A. Peacock, *Cosmological Physics*, Cambridge Univ. Press (1999).
- [13] A.R. Liddle and D. Lyth, *Cosmological Inflation and Large-Scale Structure*, Cambridge University Press (2000).
- [14] S. Dodelson, *Modern Cosmology*, Academic Press (2003).
- [15] V. Mukhanov, *Physical Foundations of Cosmology*, Cambridge University Press (2005).
- [16] S. Weinberg, *Cosmology*, Oxford Press (2008).
- [17] E.B. Gliner, *Sov. Phys. JETP* **22**, 378 (1966).
- [18] Ya. B. Zel'dovich, A. Krasinski and Ya. B. Zeldovich, *Sov. Phys. Usp.* **11**, 381 (1968), [*Usp. Fiz. Nauk*95,209(1968)].
- [19] P.M. Garnavich *et al.*, *Astrophys. J.* **507**, 74 (1998).

- [20] S. Perlmutter, M. S. Turner and M. J. White, Phys. Rev. Lett. **83**, 670 (1999), [[arXiv:astro-ph/9901052](#)].
- [21] I. Maor *et al.*, Phys. Rev. **D65**, 123003 (2002), [[arXiv:astro-ph/0112526](#)].
- [22] A. Albrecht *et al.* (2006), [[arXiv:astro-ph/0609591](#)].
- [23] J. A. Peacock *et al.* (2006), [[arXiv:astro-ph/0610906](#)].
- [24] N. Aghanim *et al.* (Planck) (2018), [[arXiv:1807.06209](#)].
- [25] A.G. Riess *et al.*, Astrophys. J. **116**, 1009 (1998).
- [26] S. Perlmutter *et al.* (Supernova Cosmology Project), Astrophys. J. **517**, 565 (1999), [[arXiv:astro-ph/9812133](#)].
- [27] A. G. Riess, Publ. Astron. Soc. Pac. **112**, 1284 (2000), [[arXiv:astro-ph/0005229](#)].
- [28] J. L. Tonry *et al.* (Supernova Search Team), Astrophys. J. **594**, 1 (2003), [[arXiv:astro-ph/0305008](#)].
- [29] R. Amanullah *et al.*, Astrophys. J. **716**, 712 (2010), [[arXiv:1004.1711](#)].
- [30] M. Betoul *et al.*, Astron. & Astrophys. **568**, A22 (2014).
- [31] A. G. Riess *et al.*, "Astrophys. J." **876**, 85 (2019), [[arXiv:1903.07603](#)].
- [32] W. L. Freedman *et al.* (2019), [[arXiv:1907.05922](#)].
- [33] Planck Collab. 2015 Results XIII, Astron. & Astrophys. **594**, A13 (2016).
- [34] P. Astier *et al.*, Astron. & Astrophys. **447**, 31 (2006).
- [35] J. A. Johnson and M. Bolte, Astrophys. J. **554**, 888 (2001), [[arXiv:astro-ph/0103299](#)].
- [36] R. Cayrel *et al.*, Nature **409**, 691 (2001), [[arXiv:astro-ph/0104357](#)].
- [37] D. A. Vandenberg *et al.*, Astrophys. J. **775**, 134 (2013), [[arXiv:1308.2257](#)].
- [38] S. Borsanyi *et al.*, Nature **539**, 7627, 69 (2016), [[arXiv:1606.07494](#)].
- [39] M. Srednicki, R. Watkins and K. A. Olive, Nucl. Phys. **B310**, 693 (1988), [,247(1988)].
- [40] G. Mangano *et al.*, Phys. Lett. **B534**, 8 (2002), [[arXiv:astro-ph/0111408](#)].
- [41] P. F. de Salas and S. Pastor, JCAP **7**, 051 (2016), [[arXiv:1606.06986](#)].
- [42] A. D. Linde, Phys. Rev. **D14**, 3345 (1976).
- [43] A. Linde, Rept. on Prog. in Phys. **42**, 389 (1979).
- [44] C.E. Vayonakis, Surv. High Energy Physics **5**, 87 (1986).
- [45] S.A. Bonometto and A. Masiero, Nuovo Cimento **9N5**, 1 (1986).
- [46] A. Linde, *Particle Physics And Inflationary Cosmology*, Harwood (1990).
- [47] K. A. Olive, Phys. Rept. **190**, 307 (1990).
- [48] D. H. Lyth and A. Riotto, Phys. Rept. **314**, 1 (1999), [[hep-ph/9807278](#)].
- [49] A. H. Guth, Phys. Rev. **D23**, 347 (1981), [Adv. Ser. Astrophys. Cosmol.3,139(1987)].
- [50] A. D. Linde, Phys. Lett. **108B**, 389 (1982), [Adv. Ser. Astrophys. Cosmol.3,149(1987)].
- [51] A. Albrecht and P. J. Steinhardt, Phys. Rev. Lett. **48**, 1220 (1982), [Adv. Ser. Astrophys. Cosmol.3,158(1987)].
- [52] J. P. Ostriker and C. F. McKee, Rev. Mod. Phys. **60**, 1 (1988).
- [53] L. Susskind 247–266 (2003), [[hep-th/0302219](#)].
- [54] B. Carr, *Universe or multiverse?* C.U.P. (2007).
- [55] A. D. Sakharov, Pisma Zh. Eksp. Teor. Fiz. **5**, 32 (1967), [Usp. Fiz. Nauk161,no.5,61(1991)].

- [56] S. Weinberg, *Phys. Rev. Lett.* **42**, 850 (1979).
- [57] D. Toussaint *et al.*, *Phys. Rev.* **D19**, 1036 (1979).
- [58] I. Affleck and M. Dine, *Nucl. Phys.* **B249**, 361 (1985).
- [59] V. A. Kuzmin, V. A. Rubakov and M. E. Shaposhnikov, *Phys. Lett.* **155B**, 36 (1985).
- [60] M. Fukugita and T. Yanagida, *Phys. Lett.* **B174**, 45 (1986).
- [61] S. Riemer-Sorensen and S. Jentsen, *Universe* **3**, 44 (2017).
- [62] R. J. Cooke, M. Pettini and C. C. Steidel, *Astrophys. J.* **855**, 2, 102 (2018), [[arXiv:1710.11129](#)].
- [63] R. H. Cyburt, B. D. Fields and K. A. Olive, *Phys. Lett.* **B567**, 227 (2003), [[arXiv:astro-ph/0302431](#)].
- [64] R. H. Cyburt, B. D. Fields and K. A. Olive, *JCAP* **0811**, 012 (2008), [[arXiv:0808.2818](#)].
- [65] K. A. Olive, G. Steigman and T. P. Walker, *Phys. Rept.* **333**, 389 (2000), [[arXiv:astro-ph/9905320](#)].
- [66] F. Iocco *et al.*, *Phys. Rept.* **472**, 1 (2009), [[arXiv:0809.0631](#)].
- [67] R. H. Cyburt *et al.*, *Rev. Mod. Phys.* **88**, 015004 (2016), [[arXiv:1505.01076](#)].
- [68] C. Pitrou *et al.*, *Phys. Rept.* **754**, 1 (2018), [[arXiv:1801.08023](#)].
- [69] D. J. Fixsen *et al.*, *Astrophys. J.* **473**, 576 (1996), [[arXiv:astro-ph/9605054](#)].
- [70] J. C. Mather *et al.*, *Astrophys. J.* **512**, 511 (1999), [[arXiv:astro-ph/9810373](#)].
- [71] S. Cole *et al.* (2dFGRS), *Mon. Not. Roy. Astron. Soc.* **326**, 255 (2001), [[arXiv:astro-ph/0012429](#)].
- [72] J. Schroeder, A. Mesinger and Z. Haiman, *Mon. Not. R. Astron. Soc* **428**, 3058 (2012).
- [73] S. D. M. White *et al.*, *Nature* **366**, 429 (1993).
- [74] S. W. Allen, R. W. Schmidt and A. C. Fabian, *Mon. Not. Roy. Astron. Soc.* **334**, L11 (2002), [[arXiv:astro-ph/0205007](#)].
- [75] S. W. Allen, *Mon. Not. Roy. Astron. Soc.* **296**, 392 (1998), [[arXiv:astro-ph/9710217](#)].
- [76] G. P. Smith *et al.*, *Mon. Not. Roy. Astron. Soc.* **456**, 1, L74 (2016), [[arXiv:1511.01919](#)].
- [77] H. Hildebrandt *et al.*, *Mon. Not. Roy. Astron. Soc.* **465**, 1454 (2017), [[arXiv:1606.05338](#)].
- [78] M. A. Troxel *et al.*, "*Phys. Rev.*" **98**, 4, 043528 (2018), [[arXiv:1708.01538](#)].
- [79] Planck Collab. 2015 Results XV, *Astron. & Astrophys.* **594**, A15 (2016).
- [80] S. Cole *et al.* (2dFGRS), *Mon. Not. Roy. Astron. Soc.* **362**, 505 (2005), [[arXiv:astro-ph/0501174](#)].
- [81] W. J. Percival *et al.*, *Astrophys. J.* **657**, 645 (2007), [[arXiv:astro-ph/0608636](#)].
- [82] L. Anderson *et al.*, *Mon. Not. Roy. Astron. Soc.* **427**, 4, 3435 (2013), [[arXiv:1203.6594](#)].
- [83] E. Linder, *Phys. Rev.* **D72**, 43529 (2005).
- [84] D. Polarski and R. Gannouji, *Phys. Lett.* **B660**, 439 (2008), [[arXiv:0710.1510](#)].
- [85] G. Efstathiou and J. R. Bond, *Mon. Not. Roy. Astron. Soc.* **218**, 1, 103 (1986).
- [86] C. Gordon and A. Lewis, *Phys. Rev.* **D67**, 123513 (2003), [[arXiv:astro-ph/0212248](#)].
- [87] A. Vikhlinin *et al.*, *Astrophys. J.* **692**, 1060 (2009), [[arXiv:0812.2720](#)].
- [88] A. Dekel and O. Lahav, *Astrophys. J.* **520**, 24 (1999), [[arXiv:astro-ph/9806193](#)].
- [89] W. J. Percival *et al.*, *Mon. Not. Roy. Astron. Soc.* **381**, 1053 (2007), [[arXiv:0705.3323](#)].

- [90] W. J. Percival *et al.* (SDSS), *Mon. Not. Roy. Astron. Soc.* **401**, 2148 (2010), [[arXiv:0907.1660](#)].
- [91] G. Efstathiou and J. R. Bond, *Mon. Not. Roy. Astron. Soc.* **304**, 75 (1999), [[arXiv:astro-ph/9807103](#)].
- [92] G. Efstathiou *et al.* (2dFGRS), *Mon. Not. Roy. Astron. Soc.* **330**, L29 (2002), [[arXiv:astro-ph/0109152](#)].
- [93] P. A. R. Ade *et al.* (BICEP2, Keck Array), *Phys. Rev. Lett.* **121**, 221301 (2018), [[arXiv:1810.05216](#)].
- [94] A. A. Starobinsky, *Phys. Lett.* **B91**, 99 (1980), [[771\(1980\)](#)].
- [95] F. Bezrukov and M. Shaposhnikov, *JHEP* **07**, 089 (2009), [[arXiv:0904.1537](#)].
- [96] Planck Collab. 2015 Results XXI, *Astron. & Astrophys.* **594**, A21 (2016).
- [97] Planck Collab. 2015 Results XXII, *Astron. & Astrophys.* **594**, A22 (2016).
- [98] W. Hu and I. Sawicki, *Phys. Rev.* **D76**, 4043 (2007).
- [99] B. Jain and P. Zhang, *Phys. Rev.* **D78**, 3503 (2008).
- [100] D. L. Wiltshire, *Phys. Rev. Lett.* **99**, 251101 (2007), [[arXiv:0709.0732](#)].
- [101] T. Buchert, *Gen. Rel. Grav.* **40**, 467 (2008), [[arXiv:0707.2153](#)].
- [102] I. Zlatev, L.-M. Wang and P. J. Steinhardt, *Phys. Rev. Lett.* **82**, 896 (1999), [[arXiv:astro-ph/9807002](#)].
- [103] C. Armendariz-Picon, V. Mukhanov, and P.J. Steinhardt, *Phys. Rev.* **D63**, 3510 (2001).
- [104] S. DeDeo, R.R. Caldwell, and P.J. Steinhardt, *Phys. Rev.* **D67**, 3509 (2003).
- [105] W. Hu, *ASP Conf. Ser.* **339**, 215 (2005), [[arXiv:astro-ph/0407158](#)].
- [106] S. F. Daniel *et al.*, *Phys. Rev.* **D81**, 123508 (2010), [[arXiv:1002.1962](#)].