



$$I(J^P) = \frac{1}{2}(0^-)$$

---

## CHARGED KAON MASS

Revised 1994 by T.G. Trippe (LBNL).

The average of the six charged kaon mass measurements which we use in the Particle Listings is

$$m_{K^\pm} = 493.677 \pm 0.013 \text{ MeV (S = 2.4) ,} \quad (1)$$

where the error has been increased by the scale factor S. The large scale factor indicates a serious disagreement between different input data. The average before scaling the error is

$$m_{K^\pm} = 493.677 \pm 0.005 \text{ MeV ,}$$

$$\chi^2 = 22.9 \text{ for 5 D.F., Prob. = 0.04% ,} \quad (2)$$

where the high  $\chi^2$  and correspondingly low  $\chi^2$  probability further quantify the disagreement.

The main disagreement is between the two most recent and precise results,

$$m_{K^\pm} = 493.696 \pm 0.007 \text{ MeV} \quad \text{DENISOV 91}$$

$$m_{K^\pm} = 493.636 \pm 0.011 \text{ MeV (S = 1.5) GALL 88}$$

---


$$\text{Average} = 493.679 \pm 0.006 \text{ MeV}$$

$$\chi^2 = 21.2 \text{ for 1 D.F., Prob. = 0.0004% ,} \quad (3)$$

both of which are measurements of x-ray energies from kaonic atoms. Comparing the average in Eq. (3) with the overall average in Eq. (2), it is clear that DENISOV 91 [1] and GALL 88 [2] dominate the overall average, and that their disagreement is responsible for most of the high  $\chi^2$ .

The GALL 88 measurement was made using four different kaonic atom transitions,  $K^- \text{Pb} (9 \rightarrow 8)$ ,  $K^- \text{Pb} (11 \rightarrow 10)$ ,  $K^- \text{W} (9 \rightarrow 8)$ , and  $K^- \text{W} (11 \rightarrow 10)$ . The  $m_{K^\pm}$  values they obtain from each of these transitions is shown in the Particle Listings and in Fig. 1. Their  $K^- \text{Pb} (9 \rightarrow 8)$   $m_{K^\pm}$  is below and somewhat inconsistent with their other three transitions. The average of their four measurements is

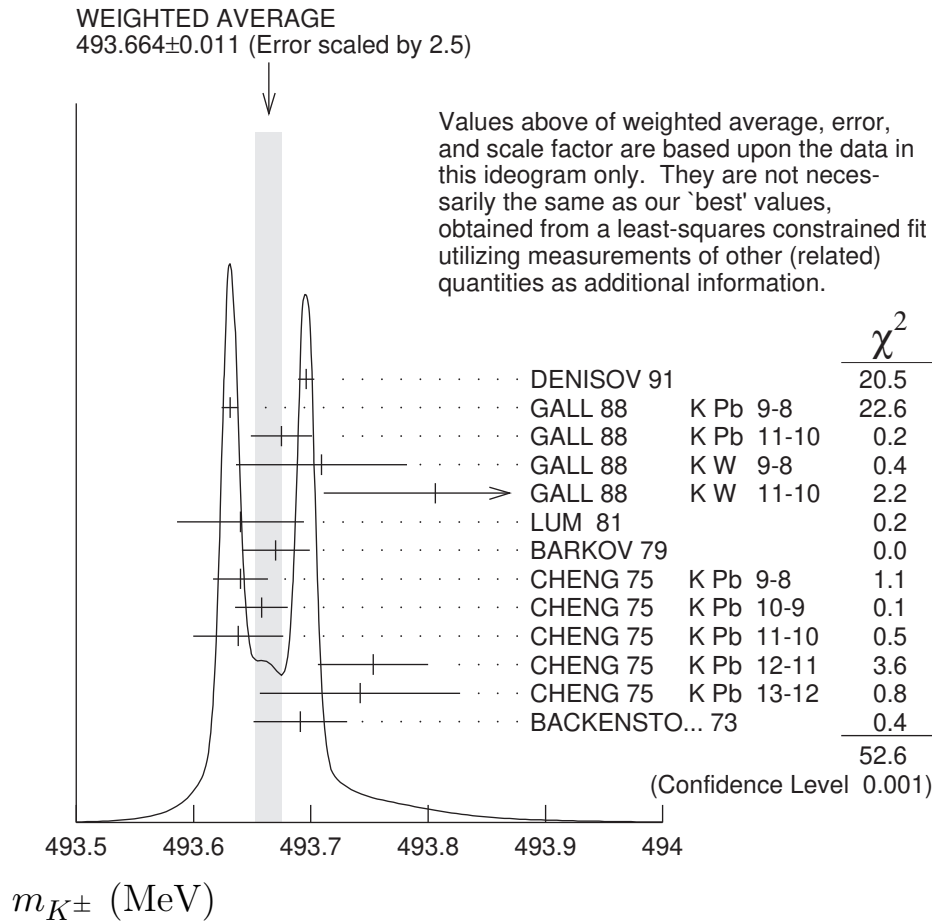
$$m_{K^\pm} = 493.636 \pm 0.007 ,$$

$$\chi^2 = 7.0 \text{ for 3 D.F., Prob. } = 7.2\% . \quad (4)$$

This is a low but acceptable  $\chi^2$  probability so, to be conservative, GALL 88 scaled up the error on their average by  $S=1.5$  to obtain their published error  $\pm 0.011$  shown in Eq. (3) above and used in the Particle Listings average.

The ideogram in Fig. 1 shows that the DENISOV 91 measurement and the GALL 88  $K^- \text{Pb} (9 \rightarrow 8)$  measurement yield two well-separated peaks. One might suspect the GALL 88  $K^- \text{Pb} (9 \rightarrow 8)$  measurement since it is responsible both for the internal inconsistency in the GALL 88 measurements and the disagreement with DENISOV 91.

To see if the disagreement could result from a systematic problem with the  $K^- \text{Pb} (9 \rightarrow 8)$  transition, we have separated the CHENG 75 [3] data, which also used  $K^- \text{Pb}$ , into its separate transitions. Figure 1 shows that the CHENG 75 and GALL 88  $K^- \text{Pb} (9 \rightarrow 8)$  values are consistent, suggesting the possibility of a common effect such as contaminant nuclear  $\gamma$  rays near the  $K^- \text{Pb} (9 \rightarrow 8)$  transition energy, although the CHENG 75 errors are too large to make a strong conclusion. The average of all 13 measurements has a  $\chi^2$  of 52.6 as shown in Fig. 1 and the first line of Table 1, yielding an unacceptable  $\chi^2$  probability of 0.00005%. The second line of Table 1 excludes



**Figure 1:** Ideogram of  $m_{K^\pm}$  mass measurements. GALL 88 and CHENG 75 measurements are shown separately for each transition they measured.

both the GALL 88 and CHENG 75 measurements of the  $K^-$  Pb ( $9 \rightarrow 8$ ) transition and yields a  $\chi^2$  probability of 43%. The third [fourth] line of Table 1 excludes only the GALL 88  $K^-$  Pb ( $9 \rightarrow 8$ ) [DENISOV 91] measurement and yields a  $\chi^2$  probability of 20% [8.6%]. Table 1 shows that removing both measurements of the  $K^-$  Pb ( $9 \rightarrow 8$ ) transition produces the most consistent set of data, but that excluding only the

GALL 88  $K^-$  Pb ( $9 \rightarrow 8$ ) transition or DENISOV 91 also produces acceptable probabilities.

**Table 1:**  $m_{K^\pm}$  averages for some combinations of Fig. 1 data.

$m_{K^\pm}$ (MeV)	$\chi^2$	D.F.	Prob. (%)	Measurements used
$493.664 \pm 0.004$	52.6	12	0.00005	all 13 measurements
$493.690 \pm 0.006$	10.1	10	43	no $K^-$ Pb( $9 \rightarrow 8$ )
$493.687 \pm 0.006$	14.6	11	20	no GALL 88 $K^-$ Pb( $9 \rightarrow 8$ )
$493.642 \pm 0.006$	17.8	11	8.6	no DENISOV 91

Yu.M. Ivanov, representing DENISOV 91, has estimated corrections needed for the older experiments because of improved  $^{192}\text{Ir}$  and  $^{198}\text{Au}$  calibration  $\gamma$ -ray energies. He estimates that CHENG 75 and BACKENSTOSS 73 [4]  $m_{K^\pm}$  values could be raised by about 15 keV and 22 keV, respectively. With these estimated corrections, Table 1 becomes Table 2. The last line of Table 2 shows that if such corrections are assumed, then GALL 88  $K^-$  Pb ( $9 \rightarrow 8$ ) is inconsistent with the rest of the data even when DENISOV 91 is excluded. Yu.M. Ivanov warns that these are rough estimates. Accordingly, we do not use Table 2 to reject the GALL 88  $K^-$  Pb ( $9 \rightarrow 8$ ) transition, but we note that a future reanalysis of the CHENG 75 data could be useful because it might provide supporting evidence for such a rejection.

**Table 2:**  $m_{K^\pm}$  averages for some combinations of Fig. 1 data after raising CHENG 75 and BACKENSTOSS 73 values by 0.015 and 0.022 MeV respectively.

$m_{K^\pm}$ (MeV)	$\chi^2$	D.F.	Prob. (%)	Measurements used
$493.666 \pm 0.004$	53.9	12	0.00003	all 13 measurements
$493.693 \pm 0.006$	9.0	10	53	no $K^-$ Pb(9 $\rightarrow$ 8)
$493.690 \pm 0.006$	11.5	11	40	no GALL 88 $K^-$ Pb(9 $\rightarrow$ 8)
$493.645 \pm 0.006$	23.0	11	1.8	no DENISOV 91

The GALL 88 measurement uses a Ge semiconductor spectrometer which has a resolution of about 1 keV, so they run the risk of some contaminant nuclear  $\gamma$  rays. Studies of  $\gamma$  rays following stopped  $\pi^-$  and  $\Sigma^-$  absorption in nuclei (unpublished) do not show any evidence for contaminants according to GALL 88 spokesperson, B.L. Roberts. The DENISOV 91 measurement uses a crystal diffraction spectrometer with a resolution of 6.3 eV for radiation at 22.1 keV to measure the 4f-3d transition in  $K^-$   $^{12}\text{C}$ . The high resolution and the light nucleus reduce the probability for overlap by contaminant  $\gamma$  rays, compared with the measurement of GALL 88. The DENISOV 91 measurement is supported by their high-precision measurement of the 4d-2p transition energy in  $\pi^-$   $^{12}\text{C}$ , which is in good agreement with the calculated energy.

While we suspect that the GALL 88  $K^-$  Pb (9  $\rightarrow$  8) measurements could be the problem, we are unable to find clear grounds for rejecting it. Therefore, we retain their measurement in the average and accept the large scale factor until further information can be obtained from new measurements and/or from reanalysis of GALL 88 and CHENG 75 data.

We thank B.L. Roberts (Boston Univ.) and Yu.M. Ivanov (Petersburg Nuclear Physics Inst.) for their extensive help in understanding this problem.

## References

1. A.S. Denisov, *et al.* [DENISOV 91], Sov. Phys. JETP Lett. **54**, 558 (1991).
2. K.P. Gall, *et al.* [GALL 88], Phys. Rev. Lett. **60**, 186 (1988).
3. S.C. Cheng, *et al.* [CHENG 75], Nucl. Phys. **A254**, 381 (1975).
4. G. Backenstoss, *et al.* [BACKENSTOSS 73], Phys. Lett. **43B**, 431 (1973).

## $K^\pm$ MASS

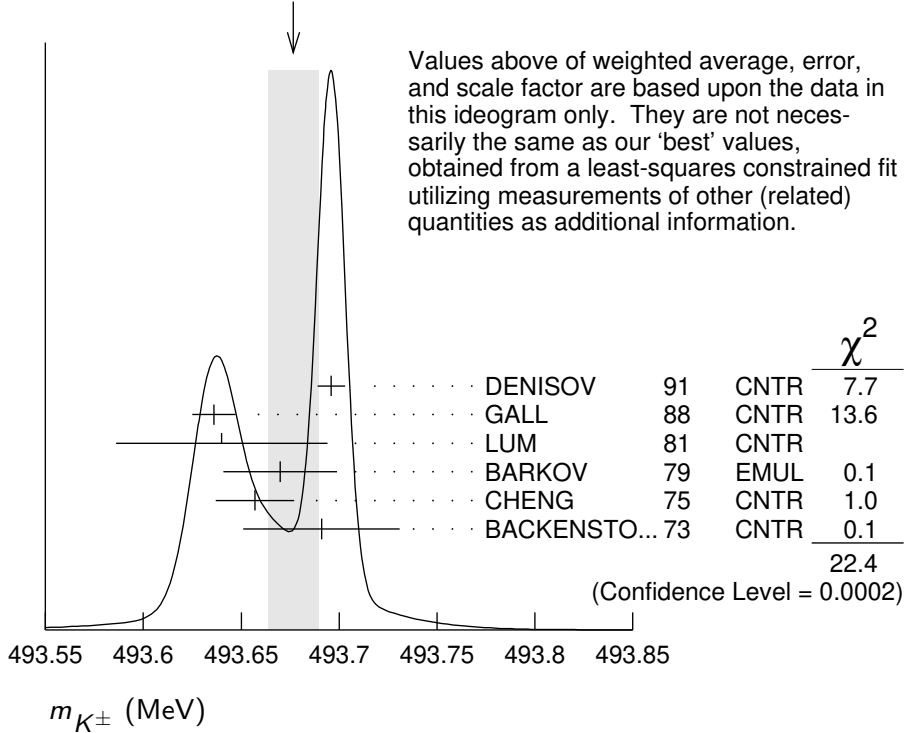
<u>VALUE (MeV)</u>	<u>DOCUMENT ID</u>	<u>TECN</u>	<u>CHG</u>	<u>COMMENT</u>
<b>493.677±0.016 OUR FIT</b>	Error includes scale factor of 2.8.			
<b>493.677±0.013 OUR AVERAGE</b>	Error includes scale factor of 2.4. See the ideogram below.			
493.696±0.007	<sup>1</sup> DENISOV	91	CNTR	– Kaonic atoms
493.636±0.011	<sup>2</sup> GALL	88	CNTR	– Kaonic atoms
493.640±0.054	LUM	81	CNTR	– Kaonic atoms
493.670±0.029	BARKOV	79	EMUL	± $e^+e^- \rightarrow K^+K^-$
493.657±0.020	<sup>2</sup> CHENG	75	CNTR	– Kaonic atoms
493.691±0.040	BACKENSTO...73		CNTR	– Kaonic atoms
● ● ● We do not use the following data for averages, fits, limits, etc. ● ● ●				
493.631±0.007	GALL	88	CNTR	– $K^-$ Pb (9→ 8)
493.675±0.026	GALL	88	CNTR	– $K^-$ Pb (11→ 10)
493.709±0.073	GALL	88	CNTR	– $K^-$ W (9→ 8)
493.806±0.095	GALL	88	CNTR	– $K^-$ W (11→ 10)
493.640±0.022±0.008	<sup>3</sup> CHENG	75	CNTR	– $K^-$ Pb (9→ 8)
493.658±0.019±0.012	<sup>3</sup> CHENG	75	CNTR	– $K^-$ Pb (10→ 9)
493.638±0.035±0.016	<sup>3</sup> CHENG	75	CNTR	– $K^-$ Pb (11→ 10)
493.753±0.042±0.021	<sup>3</sup> CHENG	75	CNTR	– $K^-$ Pb (12→ 11)
493.742±0.081±0.027	<sup>3</sup> CHENG	75	CNTR	– $K^-$ Pb (13→ 12)

<sup>1</sup> Error increased from 0.0059 based on the error analysis in IVANOV 92.

<sup>2</sup> This value is the authors' combination of all of the separate transitions listed for this paper.

<sup>3</sup> The CHENG 75 values for separate transitions were calculated from their Table 7 transition energies. The first error includes a 20% systematic error in the noncircular contaminant shift. The second error is due to a ±5 eV uncertainty in the theoretical transition energies.

WEIGHTED AVERAGE  
 $493.677 \pm 0.013$  (Error scaled by 2.4)



**$m_{K^+} - m_{K^-}$**

Test of *CPT*.

VALUE (MeV)	EVTS	DOCUMENT ID	TECN	CHG
<b><math>-0.032 \pm 0.090</math></b>	1.5M	<sup>1</sup> FORD	72	ASPK ±

<sup>1</sup> FORD 72 uses  $m_{\pi^+} - m_{\pi^-} = +28 \pm 70$  keV.

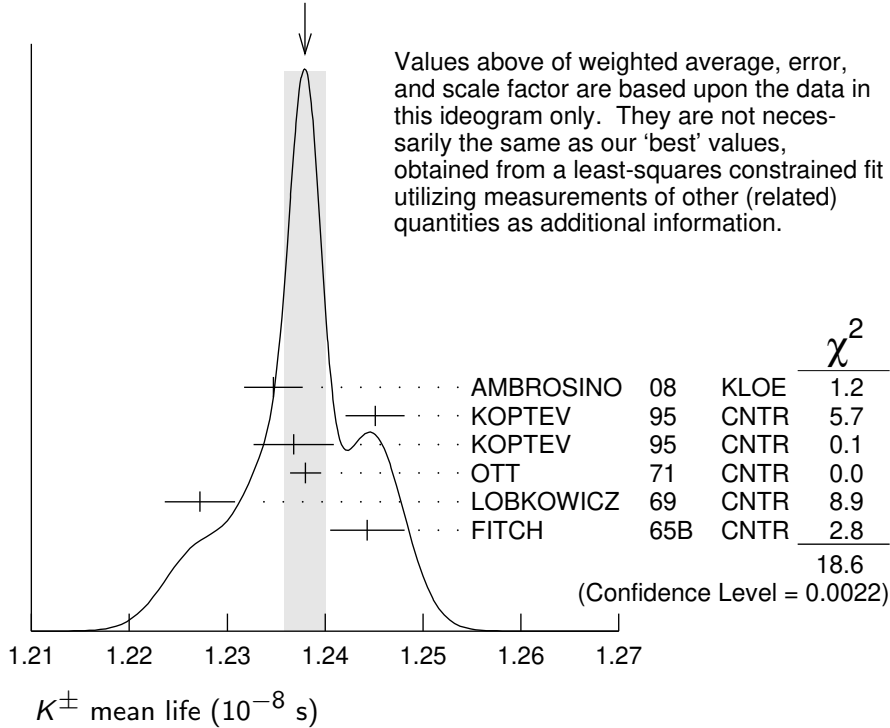
**$K^\pm$  MEAN LIFE**

VALUE ( $10^{-8}$ s)	EVTS	DOCUMENT ID	TECN	CHG	COMMENT
<b><math>1.2380 \pm 0.0020</math></b>	<b>OUR FIT</b>	Error includes scale factor of 1.8.			
<b><math>1.2379 \pm 0.0021</math></b>	<b>OUR AVERAGE</b>	Error includes scale factor of 1.9. See the ideogram below.			
1.2347 ± 0.0030	15M	<sup>1</sup> AMBROSINO	08	KLOE ±	$\phi \rightarrow K^+ K^-$
1.2451 ± 0.0030	250k	KOPTEV	95	CNTR	<i>K</i> at rest, U target
1.2368 ± 0.0041	150k	KOPTEV	95	CNTR	<i>K</i> at rest, Cu target
1.2380 ± 0.0016	3M	OTT	71	CNTR +	<i>K</i> at rest
1.2272 ± 0.0036		LOBKOWICZ	69	CNTR +	<i>K</i> in flight
1.2443 ± 0.0038		FITCH	65B	CNTR +	<i>K</i> at rest

• • • We do not use the following data for averages, fits, limits, etc. • • •

1.2415 ± 0.0024	400k	<sup>2</sup> KOPTEV	95	CNTR	<i>K</i> at rest
1.221 ± 0.011		FORD	67	CNTR	±
1.231 ± 0.011		BOYARSKI	62	CNTR	+

WEIGHTED AVERAGE  
1.2379 ± 0.0021 (Error scaled by 1.9)



<sup>1</sup> Result obtained by averaging the decay length and decay time analyses taking correlations into account.

<sup>2</sup> KOPTEV 95 report this weighted average of their U-target and Cu-target results, where they have weighted by  $1/\sigma$  rather than  $1/\sigma^2$ .

$$(\tau_{K^+} - \tau_{K^-}) / \tau_{\text{average}}$$

This quantity is a measure of *CPT* invariance in weak interactions.

<u>VALUE (%)</u>	<u>DOCUMENT ID</u>	<u>TECN</u>
<b>0.10 ± 0.09 OUR AVERAGE</b>	Error includes scale factor of 1.2.	
-0.4 ± 0.4	AMBROSINO 08	KLOE
0.090 ± 0.078	LOBKOWICZ 69	CNTR
0.47 ± 0.30	FORD 67	CNTR

See the related review(s):

[Rare Kaon Decays](#)



## K<sup>+</sup> DECAY MODES

K<sup>-</sup> modes are charge conjugates of the modes below.

Mode	Fraction ( $\Gamma_i/\Gamma$ )	Scale factor/ Confidence level
<b>Leptonic and semileptonic modes</b>		
$\Gamma_1$ $e^+ \nu_e$	( 1.582 ± 0.007 ) × 10 <sup>-5</sup>	
$\Gamma_2$ $\mu^+ \nu_\mu$	( 63.56 ± 0.11 ) %	S=1.2
$\Gamma_3$ $\pi^0 e^+ \nu_e$	( 5.07 ± 0.04 ) %	S=2.1
Called K <sub>e3</sub> <sup>+</sup> .		
$\Gamma_4$ $\pi^0 \mu^+ \nu_\mu$	( 3.352 ± 0.033 ) %	S=1.9
Called K <sub>μ3</sub> <sup>+</sup> .		
$\Gamma_5$ $\pi^0 \pi^0 e^+ \nu_e$	( 2.55 ± 0.04 ) × 10 <sup>-5</sup>	S=1.1
$\Gamma_6$ $\pi^+ \pi^- e^+ \nu_e$	( 4.247 ± 0.024 ) × 10 <sup>-5</sup>	
$\Gamma_7$ $\pi^+ \pi^- \mu^+ \nu_\mu$	( 1.4 ± 0.9 ) × 10 <sup>-5</sup>	
$\Gamma_8$ $\pi^0 \pi^0 \pi^0 e^+ \nu_e$	< 3.5 × 10 <sup>-6</sup>	CL=90%
<b>Hadronic modes</b>		
$\Gamma_9$ $\pi^+ \pi^0$	( 20.67 ± 0.08 ) %	S=1.2
$\Gamma_{10}$ $\pi^+ \pi^0 \pi^0$	( 1.760 ± 0.023 ) %	S=1.1
$\Gamma_{11}$ $\pi^+ \pi^+ \pi^-$	( 5.583 ± 0.024 ) %	
<b>Leptonic and semileptonic modes with photons</b>		
$\Gamma_{12}$ $\mu^+ \nu_\mu \gamma$	[a,b] ( 6.2 ± 0.8 ) × 10 <sup>-3</sup>	
$\Gamma_{13}$ $\mu^+ \nu_\mu \gamma(\text{SD}^+)$	[c,d] ( 1.33 ± 0.22 ) × 10 <sup>-5</sup>	
$\Gamma_{14}$ $\mu^+ \nu_\mu \gamma(\text{SD}^+\text{INT})$	[c,d] < 2.7 × 10 <sup>-5</sup>	CL=90%
$\Gamma_{15}$ $\mu^+ \nu_\mu \gamma(\text{SD}^- + \text{SD}^-\text{INT})$	[c,d] < 2.6 × 10 <sup>-4</sup>	CL=90%
$\Gamma_{16}$ $e^+ \nu_e \gamma$	( 9.9 ± 1.0 ) × 10 <sup>-6</sup>	
$\Gamma_{17}$ $\pi^0 e^+ \nu_e \gamma$	[a,b] ( 2.66 ± 0.09 ) × 10 <sup>-4</sup>	
$\Gamma_{18}$ $\pi^0 e^+ \nu_e \gamma(\text{SD})$	[c,d] < 5.3 × 10 <sup>-5</sup>	CL=90%
$\Gamma_{19}$ $\pi^0 \mu^+ \nu_\mu \gamma$	[a,b] ( 1.25 ± 0.25 ) × 10 <sup>-5</sup>	
$\Gamma_{20}$ $\pi^0 \pi^0 e^+ \nu_e \gamma$	< 5 × 10 <sup>-6</sup>	CL=90%
<b>Hadronic modes with photons or <math>\ell\bar{\ell}</math> pairs</b>		
$\Gamma_{21}$ $\pi^+ \pi^0 \gamma(\text{INT})$	( - 4.2 ± 0.9 ) × 10 <sup>-6</sup>	
$\Gamma_{22}$ $\pi^+ \pi^0 \gamma(\text{DE})$	[a,e] ( 6.0 ± 0.4 ) × 10 <sup>-6</sup>	
$\Gamma_{23}$ $\pi^+ \pi^0 e^+ e^-$	( 4.24 ± 0.14 ) × 10 <sup>-6</sup>	
$\Gamma_{24}$ $\pi^+ \pi^0 \pi^0 \gamma$	[a,b] ( 7.6 <sup>+6.0</sup> / <sub>-3.0</sub> ) × 10 <sup>-6</sup>	
$\Gamma_{25}$ $\pi^+ \pi^+ \pi^- \gamma$	[a,b] ( 7.1 ± 0.5 ) × 10 <sup>-6</sup>	
$\Gamma_{26}$ $\pi^+ \gamma \gamma$	[a] ( 1.01 ± 0.06 ) × 10 <sup>-6</sup>	
$\Gamma_{27}$ $\pi^+ 3\gamma$	[a] < 1.0 × 10 <sup>-4</sup>	CL=90%
$\Gamma_{28}$ $\pi^+ e^+ e^- \gamma$	( 1.19 ± 0.13 ) × 10 <sup>-8</sup>	

**Leptonic modes with  $\ell\bar{\ell}$  pairs**

$\Gamma_{29}$	$e^+ \nu_e \nu \bar{\nu}$		$< 6$	$\times 10^{-5}$	CL=90%
$\Gamma_{30}$	$\mu^+ \nu_\mu \nu \bar{\nu}$		$< 1.0$	$\times 10^{-6}$	CL=90%
$\Gamma_{31}$	$e^+ \nu_e e^+ e^-$		$( 2.48 \pm 0.20 )$	$\times 10^{-8}$	
$\Gamma_{32}$	$\mu^+ \nu_\mu e^+ e^-$		$( 7.06 \pm 0.31 )$	$\times 10^{-8}$	
$\Gamma_{33}$	$e^+ \nu_e \mu^+ \mu^-$		$( 1.7 \pm 0.5 )$	$\times 10^{-8}$	
$\Gamma_{34}$	$\mu^+ \nu_\mu \mu^+ \mu^-$		$< 4.1$	$\times 10^{-7}$	CL=90%

**Lepton family number (LF), Lepton number (L),  $\Delta S = \Delta Q$  (SQ) violating modes, or  $\Delta S = 1$  weak neutral current (S1) modes**

$\Gamma_{35}$	$\pi^+ \pi^+ e^- \bar{\nu}_e$	SQ	$< 1.3$	$\times 10^{-8}$	CL=90%
$\Gamma_{36}$	$\pi^+ \pi^+ \mu^- \bar{\nu}_\mu$	SQ	$< 3.0$	$\times 10^{-6}$	CL=95%
$\Gamma_{37}$	$\pi^+ e^+ e^-$	S1	$( 3.00 \pm 0.09 )$	$\times 10^{-7}$	
$\Gamma_{38}$	$\pi^+ \mu^+ \mu^-$	S1	$( 9.17 \pm 0.14 )$	$\times 10^{-8}$	S=1.8
$\Gamma_{39}$	$\pi^+ \nu \bar{\nu}$	S1	$( 1.14 \begin{smallmatrix} +0.40 \\ -0.33 \end{smallmatrix} )$	$\times 10^{-10}$	
$\Gamma_{40}$	$\pi^+ \pi^0 \nu \bar{\nu}$	S1	$< 4.3$	$\times 10^{-5}$	CL=90%
$\Gamma_{41}$	$\mu^- \nu e^+ e^+$	LF	$< 2.1$	$\times 10^{-8}$	CL=90%
$\Gamma_{42}$	$\mu^+ \nu_e$	LF [f]	$< 4$	$\times 10^{-3}$	CL=90%
$\Gamma_{43}$	$\pi^+ \mu^+ e^-$	LF	$< 1.3$	$\times 10^{-11}$	CL=90%
$\Gamma_{44}$	$\pi^+ \mu^- e^+$	LF	$< 6.6$	$\times 10^{-11}$	CL=90%
$\Gamma_{45}$	$\pi^- \mu^+ e^+$	L	$< 4.2$	$\times 10^{-11}$	CL=90%
$\Gamma_{46}$	$\pi^- e^+ e^+$	L	$< 5.3$	$\times 10^{-11}$	CL=90%
$\Gamma_{47}$	$\pi^- \mu^+ \mu^+$	L	$< 4.2$	$\times 10^{-11}$	CL=90%
$\Gamma_{48}$	$\pi^- \pi^0 e^+ e^+$	L	$< 8.5$	$\times 10^{-10}$	CL=90%
$\Gamma_{49}$	$\mu^+ \bar{\nu}_e$	L [f]	$< 3.3$	$\times 10^{-3}$	CL=90%
$\Gamma_{50}$	$\pi^0 e^+ \bar{\nu}_e$	L	$< 3$	$\times 10^{-3}$	CL=90%
$\Gamma_{51}$	$\pi^+ \gamma$	[g]	$< 2.3$	$\times 10^{-9}$	CL=90%

[a] See the Particle Listings below for the energy limits used in this measurement.

[b] Most of this radiative mode, the low-momentum  $\gamma$  part, is also included in the parent mode listed without  $\gamma$ 's.

[c] Structure-dependent part.

[d] See the review on "Form Factors for Radiative Pion and Kaon Decays" for definitions and details.

[e] Direct-emission branching fraction.

[f] Derived from an analysis of neutrino-oscillation experiments.

[g] Violates angular-momentum conservation.

### CONSTRAINED FIT INFORMATION

An overall fit to the mean life, a decay rate, and 15 branching ratios uses 35 measurements and one constraint to determine 8 parameters. The overall fit has a  $\chi^2 = 53.4$  for 28 degrees of freedom.

The following *off-diagonal* array elements are the correlation coefficients  $\langle \delta p_i \delta p_j \rangle / (\delta p_i \cdot \delta p_j)$ , in percent, from the fit to parameters  $p_i$ , including the branching fractions,  $x_i \equiv \Gamma_i / \Gamma_{\text{total}}$ . The fit constrains the  $x_i$  whose labels appear in this array to sum to one.

$x_3$	-66						
$x_4$	-64	90					
$x_5$	-12	-5	-5				
$x_9$	-67	0	-1	-6			
$x_{10}$	-13	-6	-5	91	-6		
$x_{11}$	-14	-6	-6	2	-7	2	
$\Gamma$	3	1	1	0	2	0	-24
	$x_2$	$x_3$	$x_4$	$x_5$	$x_9$	$x_{10}$	$x_{11}$

	Mode	Rate ( $10^8 \text{ s}^{-1}$ )	Scale factor
$\Gamma_2$	$\mu^+ \nu_\mu$	$0.5134 \pm 0.0012$	1.5
$\Gamma_3$	$\pi^0 e^+ \nu_e$ Called $K_{e3}^+$ .	$0.0410 \pm 0.0004$	2.1
$\Gamma_4$	$\pi^0 \mu^+ \nu_\mu$ Called $K_{\mu 3}^+$ .	$0.02707 \pm 0.00027$	1.9
$\Gamma_5$	$\pi^0 \pi^0 e^+ \nu_e$	$(2.059 \pm 0.029) \times 10^{-5}$	1.1
$\Gamma_9$	$\pi^+ \pi^0$	$0.1670 \pm 0.0007$	1.3
$\Gamma_{10}$	$\pi^+ \pi^0 \pi^0$	$0.01421 \pm 0.00018$	1.1
$\Gamma_{11}$	$\pi^+ \pi^+ \pi^-$	$0.04510 \pm 0.00019$	

### $K^\pm$ DECAY RATES

$\Gamma(\mu^+ \nu_\mu)$	$\Gamma_2$
<u>VALUE (<math>10^6 \text{ s}^{-1}</math>)</u>	<u>DOCUMENT ID</u> <u>TECN</u> <u>CHG</u>
<b>51.34 ± 0.12 OUR FIT</b> Error includes scale factor of 1.5.	
• • • We do not use the following data for averages, fits, limits, etc. • • •	
51.2 ± 0.8	FORD 67 CNTR ±

$\Gamma(\pi^+ \pi^+ \pi^-)$	$\Gamma_{11}$
<u>VALUE (<math>10^6 \text{ s}^{-1}</math>)</u>	<u>DOCUMENT ID</u> <u>TECN</u> <u>CHG</u>
<b>4.510 ± 0.019 OUR FIT</b>	
<b>4.511 ± 0.024</b>	<sup>1</sup> FORD 70 ASPK

• • • We do not use the following data for averages, fits, limits, etc. • • •

4.529±0.032	3.2M	<sup>1</sup> FORD	70	ASPK
4.496±0.030		<sup>1</sup> FORD	67	CNTR ±

<sup>1</sup>First FORD 70 value is second FORD 70 combined with FORD 67.

## $K^+$ BRANCHING RATIOS

### ———— Leptonic and semileptonic modes ————

$\Gamma(e^+ \nu_e) / \Gamma(\mu^+ \nu_\mu)$

$\Gamma_1 / \Gamma_2$

See the note on “Decay Constants of Charged Pseudoscalar Mesons” in the  $D_s^+$  Listings.

VALUE (units $10^{-5}$ )	EVTS	DOCUMENT ID	TECN	CHG
<b>2.488±0.009 OUR AVERAGE</b>				
2.488±0.007±0.007	150k	<sup>1</sup> LAZZERONI 13	NA62	±
2.493±0.025±0.019	13.8k	<sup>2</sup> AMBROSINO 09E	KLOE	±
• • • We do not use the following data for averages, fits, limits, etc. • • •				
2.487±0.011±0.007	60k	<sup>3</sup> LAZZERONI 11	NA62	+
2.51 ±0.15	404	HEINTZE 76	SPEC	+
2.37 ±0.17	534	HEARD 75B	SPEC	+
2.42 ±0.42	112	CLARK 72	OSPK	+

<sup>1</sup>LAZZERONI 13 uses full data sample collected from 2007 to 2008. This ratio is defined to be fully inclusive, including internal-bremsstrahlung.

<sup>2</sup>The ratio is defined to include internal-bremsstrahlung, ignoring direct-emission contributions. AMBROSINO 09E determined the ratio from the measurement of  $\Gamma(K \rightarrow e\nu(\gamma), E_\gamma < 10 \text{ MeV}) / \Gamma(K \rightarrow \mu\nu(\gamma))$ . 89.8% of  $K \rightarrow e\nu(\gamma)$  events had  $E_\gamma < 10 \text{ MeV}$ .

<sup>3</sup>This ratio is defined to be fully inclusive, including internal-bremsstrahlung.

$\Gamma(\mu^+ \nu_\mu) / \Gamma_{\text{total}}$

$\Gamma_2 / \Gamma$

See the note on “Decay Constants of Charged Pseudoscalar Mesons” in the  $D_s^+$  Listings.

VALUE (units $10^{-2}$ )	EVTS	DOCUMENT ID	TECN	CHG	COMMENT
<b>63.56±0.11 OUR FIT</b>					Error includes scale factor of 1.2.
<b>63.60±0.16 OUR AVERAGE</b>					
63.66±0.09±0.15	865k	<sup>1</sup> AMBROSINO 06A	KLOE	+	
63.24±0.44	62k	CHIANG 72	OSPK	+	1.84 GeV/c $K^+$

<sup>1</sup>Fully inclusive. Used tagged kaons from  $\phi$  decays.

$\Gamma(\pi^0 e^+ \nu_e) / \Gamma_{\text{total}}$

$\Gamma_3 / \Gamma$

VALUE (units $10^{-2}$ )	EVTS	DOCUMENT ID	TECN	CHG	COMMENT
<b>5.07 ±0.04 OUR FIT</b>					Error includes scale factor of 2.1.
<b>4.94 ±0.05 OUR AVERAGE</b>					
4.965±0.038±0.037		<sup>1</sup> AMBROSINO 08A	KLOE	±	
4.86 ±0.10	3516	CHIANG 72	OSPK	+	1.84 GeV/c $K^+$
• • • We do not use the following data for averages, fits, limits, etc. • • •					
4.7 ±0.3	429	SHAKLEE 64	HLBC	+	
5.0 ±0.5		ROE 61	HLBC	+	

<sup>1</sup>Depends on  $K^+$  lifetime  $\tau$ . AMBROSINO 08A uses PDG 06 value of  $\tau = (1.2385 \pm 0.0024) \times 10^{-8}$  sec. The correlation between  $K_{e3}^+$  and  $K_{\mu3}^+$  branching fraction measurements is 62.7%.

$\Gamma(\pi^0 e^+ \nu_e)/\Gamma(\mu^+ \nu_\mu)$   $\Gamma_3/\Gamma_2$

VALUE                      EVTS                      DOCUMENT ID                      TECN                      CHG  
**0.0798±0.0008 OUR FIT**      Error includes scale factor of 1.9.

• • • We do not use the following data for averages, fits, limits, etc. • • •

0.069 ±0.006	350	ZELLER	69	ASPK	+
0.0775±0.0033	960	BOTTERILL	68C	ASPK	+
0.069 ±0.006	561	GARLAND	68	OSPK	+
0.0791±0.0054	295	<sup>1</sup> AUERBACH	67	OSPK	+

<sup>1</sup>AUERBACH 67 changed from 0.0797 ± 0.0054. See comment with ratio  $\Gamma(\pi^0 \mu^+ \nu_\mu)/\Gamma(\mu^+ \nu_\mu)$ . The value 0.0785 ± 0.0025 given in AUERBACH 67 is an average of AUERBACH 67  $\Gamma(\pi^0 e^+ \nu_e)/\Gamma(\mu^+ \nu_\mu)$  and CESTER 66  $\Gamma(\pi^0 e^+ \nu_e)/[\Gamma(\mu^+ \nu_\mu) + \Gamma(\pi^+ \pi^0)]$ .

$\Gamma(\pi^0 e^+ \nu_e)/[\Gamma(\mu^+ \nu_\mu) + \Gamma(\pi^+ \pi^0)]$   $\Gamma_3/(\Gamma_2+\Gamma_9)$

VALUE (units 10<sup>-2</sup>)                      EVTS                      DOCUMENT ID                      TECN                      CHG  
**6.02±0.06 OUR FIT**      Error includes scale factor of 2.1.

**6.02±0.15 OUR AVERAGE**

6.16±0.22	5110	ESCHSTRUTH	68	OSPK	+
5.89±0.21	1679	CESTER	66	OSPK	+

• • • We do not use the following data for averages, fits, limits, etc. • • •

5.92±0.65		<sup>1</sup> WEISSENBE...	76	SPEC	+
-----------	--	---------------------------	----	------	---

<sup>1</sup>Value calculated from WEISSENBERG 76 ( $\pi^0 e \nu$ ), ( $\mu \nu$ ), and ( $\pi \pi^0$ ) values to eliminate dependence on our 1974 ( $\pi 2\pi^0$ ) and ( $\pi \pi^+ \pi^-$ ) fractions.

$\Gamma(\pi^0 e^+ \nu_e)/[\Gamma(\pi^0 \mu^+ \nu_\mu) + \Gamma(\pi^+ \pi^0) + \Gamma(\pi^+ \pi^0 \pi^0)]$   $\Gamma_3/(\Gamma_4+\Gamma_9+\Gamma_{10})$

VALUE                      EVTS                      DOCUMENT ID                      TECN                      CHG  
**0.1967±0.0016 OUR FIT**      Error includes scale factor of 2.5.

<b>0.1962±0.0008±0.0035</b>	71k	SHER	03	B865	+
-----------------------------	-----	------	----	------	---

$\Gamma(\pi^0 e^+ \nu_e)/\Gamma(\pi^+ \pi^0)$   $\Gamma_3/\Gamma_9$

VALUE                      EVTS                      DOCUMENT ID                      TECN                      CHG                      COMMENT  
**0.2454±0.0023 OUR FIT**      Error includes scale factor of 2.6.

**0.2467±0.0011 OUR AVERAGE**      Error includes scale factor of 1.1.

0.2423±0.0015±0.0037	31k	UVAROV	14	ISTR	-	ISTRA+
0.2470±0.0009±0.0004	87k	BATLEY	07A	NA48	±	

• • • We do not use the following data for averages, fits, limits, etc. • • •

0.221 ±0.012	786	<sup>1</sup> LUCAS	73B	HBC	-	Dalitz pairs only
--------------	-----	--------------------	-----	-----	---	-------------------

<sup>1</sup>LUCAS 73B gives  $N(K_{e3}) = 786 \pm 3.1\%$ ,  $N(2\pi) = 3564 \pm 3.1\%$ . We use these values to obtain quoted result.

$\Gamma(\pi^0 e^+ \nu_e)/\Gamma(\pi^+ \pi^+ \pi^-)$   $\Gamma_3/\Gamma_{11}$

VALUE                      EVTS                      DOCUMENT ID                      TECN                      CHG  
**0.908±0.009 OUR FIT**      Error includes scale factor of 1.6.

• • • We do not use the following data for averages, fits, limits, etc. • • •

0.867±0.027	2768	BARMIN	87	XEBC	+
0.856±0.040	2827	BRAUN	75	HLBC	+
0.850±0.019	4385	<sup>1</sup> HAIDT	71	HLBC	+
0.846±0.021	4385	<sup>1</sup> EICHTEN	68	HLBC	+

0.94 ± 0.09	854	BELLOTTI	67B	HLBC	
0.90 ± 0.06	230	BORREANI	64	HBC	+

<sup>1</sup>HAIDT 71 is a reanalysis of EICHTEN 68. Not included in average because of large discrepancy in  $\Gamma(\pi^0 \mu^+ \nu) / \Gamma(\pi^0 e^+ \nu)$  with more precise results.

$\Gamma(\pi^0 \mu^+ \nu_\mu) / \Gamma_{\text{total}}$   $\Gamma_4 / \Gamma$

VALUE (units 10<sup>-2</sup>)    EVTS    DOCUMENT ID    TECN    CHG    COMMENT

**3.352 ± 0.033 OUR FIT** Error includes scale factor of 1.9.

**3.24 ± 0.04 OUR AVERAGE**

3.233 ± 0.029 ± 0.026		<sup>1</sup> AMBROSINO	08A	KLOE	±
3.33 ± 0.16	2345	CHIANG	72	OSPK	+ 1.84 GeV/c K <sup>+</sup>

• • • We do not use the following data for averages, fits, limits, etc. • • •

2.8 ± 0.4		<sup>2</sup> TAYLOR	59	EMUL	+
-----------	--	---------------------	----	------	---

<sup>1</sup>Depends on K<sup>+</sup> lifetime  $\tau$ . AMBROSINO 08A uses PDG 06 value of  $\tau = (1.2385 \pm 0.0024) \times 10^{-8}$  sec. The correlation between K<sub>e3</sub><sup>+</sup> and K <sub>$\mu$ 3</sub><sup>+</sup> branching fraction measurements is 62.7%.

<sup>2</sup>Earlier experiments not averaged.

$\Gamma(\pi^0 \mu^+ \nu_\mu) / \Gamma(\mu^+ \nu_\mu)$   $\Gamma_4 / \Gamma_2$

VALUE    EVTS    DOCUMENT ID    TECN    CHG

**0.0527 ± 0.0006 OUR FIT** Error includes scale factor of 1.8.

• • • We do not use the following data for averages, fits, limits, etc. • • •

0.054 ± 0.009	240	ZELLER	69	ASPK	+
0.0480 ± 0.0037	424	<sup>1</sup> GARLAND	68	OSPK	+
0.0486 ± 0.0040	307	<sup>2</sup> AUERBACH	67	OSPK	+

<sup>1</sup>GARLAND 68 changed from 0.055 ± 0.004 in agreement with  $\mu$ -spectrum calculation of GAILLARD 70 appendix B. L.G.Pondrom, (private communication 73).

<sup>2</sup>AUERBACH 67 changed from 0.0602 ± 0.0046 by erratum which brings the  $\mu$ -spectrum calculation into agreement with GAILLARD 70 appendix B.

$\Gamma(\pi^0 \mu^+ \nu_\mu) / \Gamma(\pi^0 e^+ \nu_e)$   $\Gamma_4 / \Gamma_3$

VALUE    EVTS    DOCUMENT ID    TECN    CHG    COMMENT

**0.6608 ± 0.0029 OUR FIT** Error includes scale factor of 1.1.

**0.6618 ± 0.0027 OUR AVERAGE**

0.663 ± 0.003 ± 0.001	77k	BATLEY	07A	NA48	±
0.671 ± 0.007 ± 0.008	24k	HORIE	01	SPEC	
0.670 ± 0.014		<sup>1</sup> HEINTZE	77	SPEC	+
0.667 ± 0.017	5601	BOTTERILL	68B	ASPK	+

• • • We use the following data for averages but not for fits. • • •

0.6511 ± 0.0064		<sup>2</sup> AMBROSINO	08A	KLOE	±
-----------------	--	------------------------	-----	------	---

• • • We do not use the following data for averages, fits, limits, etc. • • •

0.608 ± 0.014	1585	<sup>3</sup> BRAUN	75	HLBC	+
0.705 ± 0.063	554	<sup>4</sup> LUCAS	73B	HBC	- Dalitz pairs only
0.698 ± 0.025	3480	<sup>5</sup> CHIANG	72	OSPK	+ 1.84 GeV/c K <sup>+</sup>
0.596 ± 0.025		<sup>6</sup> HAIDT	71	HLBC	+
0.604 ± 0.022	1398	<sup>6</sup> EICHTEN	68	HLBC	
0.703 ± 0.056	1509	CALLAHAN	66B	HLBC	

<sup>1</sup>HEINTZE 77 value from fit to  $\lambda_0$ . Assumes  $\mu$ -e universality.

<sup>2</sup> Not used in the fit. This result enters the fit via correlation of  $K_{e3}^+$  and  $K_{\mu 3}^+$  branching fraction measurements of AMBROSINO 08A.

<sup>3</sup> BRAUN 75 value is from form factor fit. Assumes  $\mu$ - $e$  universality.

<sup>4</sup> LUCAS 73B gives  $N(K_{\mu 3}) = 554 \pm 7.6\%$ ,  $N(K_{e3}) = 786 \pm 3.1\%$ . We divide.

<sup>5</sup> CHIANG 72  $\Gamma(\pi^0 \mu^+ \nu_\mu) / \Gamma(\pi^0 e^+ \nu_e)$  is statistically independent of CHIANG 72  $\Gamma(\pi^0 \mu^+ \nu_\mu) / \Gamma_{\text{total}}$  and  $\Gamma(\pi^0 e^+ \nu_e) / \Gamma_{\text{total}}$ .

<sup>6</sup> HAIDT 71 is a reanalysis of EICHTEN 68. Not included in average because of large discrepancy with more precise results.

**$[\Gamma(\pi^0 \mu^+ \nu_\mu) + \Gamma(\pi^+ \pi^0)] / \Gamma_{\text{total}}$   $(\Gamma_4 + \Gamma_9) / \Gamma$**

We combine these two modes for experiments measuring them in xenon bubble chamber because of difficulties of separating them there.

VALUE (units  $10^{-2}$ )    EVTS    DOCUMENT ID    TECN    CHG

**24.02 ± 0.08 OUR FIT**    Error includes scale factor of 1.2.

• • • We do not use the following data for averages, fits, limits, etc. • • •

25.4 ± 0.9	886	SHAKLEE	64	HLBC	+
23.4 ± 1.1		ROE	61	HLBC	+

**$\Gamma(\pi^0 \mu^+ \nu_\mu) / \Gamma(\pi^+ \pi^0)$   $\Gamma_4 / \Gamma_9$**

VALUE    EVTS    DOCUMENT ID    TECN    CHG

**0.1637 ± 0.0006 ± 0.0003**    77k    BATLEY    07A    NA48    ±

**$\Gamma(\pi^0 \mu^+ \nu_\mu) / \Gamma(\pi^+ \pi^+ \pi^-)$   $\Gamma_4 / \Gamma_{11}$**

VALUE    EVTS    DOCUMENT ID    TECN    CHG    COMMENT

**0.600 ± 0.007 OUR FIT**    Error includes scale factor of 1.6.

• • • We do not use the following data for averages, fits, limits, etc. • • •

0.503 ± 0.019	1505	<sup>1</sup> HAIDT	71	HLBC	+
0.510 ± 0.017	1505	<sup>1</sup> EICHTEN	68	HLBC	+
0.63 ± 0.07	2845	<sup>2</sup> BISI	65B	BC	+    HBC+HLBC

<sup>1</sup> HAIDT 71 is a reanalysis of EICHTEN 68. Not included in average because of large discrepancy in  $\Gamma(\pi^0 \mu^+ \nu) / \Gamma(\pi^0 e^+ \nu)$  with more precise results.

<sup>2</sup> Error enlarged for background problems. See GAILLARD 70.

**$\Gamma(\pi^0 \pi^0 e^+ \nu_e) / \Gamma_{\text{total}}$   $\Gamma_5 / \Gamma$**

VALUE (units  $10^{-5}$ )    EVTS    DOCUMENT ID    TECN    CHG

**2.55 ± 0.04 OUR FIT**    Error includes scale factor of 1.1.

**2.54 ± 0.89**    10    BARMIN    88B    HLBC    +

**$\Gamma(\pi^0 \pi^0 e^+ \nu_e) / \Gamma(\pi^+ \pi^0 \pi^0)$   $\Gamma_5 / \Gamma_{10}$**

VALUE (units  $10^{-3}$ )    EVTS    DOCUMENT ID    TECN    CHG

**1.449 ± 0.008 OUR FIT**

**1.449 ± 0.006 ± 0.006**    65.2k    <sup>1</sup> BATLEY    14A    NA48    ±

<sup>1</sup> Data collected in 2003–2004. This leads to the scalar form factor  $(1 + \delta_{EM}) f_5 = 6.079 \pm 0.012 \pm 0.027 \pm 0.046$  where the last error is due to the normalizing decay mode uncertainty.

$\Gamma(\pi^0 \pi^0 e^+ \nu_e) / \Gamma(\pi^0 e^+ \nu_e)$

$\Gamma_5 / \Gamma_3$

VALUE (units  $10^{-4}$ )    EVTS    DOCUMENT ID    TECN    CHG

**5.03 ± 0.09 OUR FIT** Error includes scale factor of 1.2.

**4.1  $^{+1.0}_{-0.7}$  OUR AVERAGE**

4.2 $^{+1.0}_{-0.9}$	25	BOLOTOV	86B	CALO	–
3.8 $^{+5.0}_{-1.2}$	2	LJUNG	73	HLBC	+

$\Gamma(\pi^+ \pi^- e^+ \nu_e) / \Gamma(\pi^+ \pi^+ \pi^-)$

$\Gamma_6 / \Gamma_{11}$

VALUE (units  $10^{-4}$ )    EVTS    DOCUMENT ID    TECN    CHG

**7.606 ± 0.029 OUR AVERAGE**

7.615 ± 0.008 ± 0.028	1.1M	<sup>1</sup> BATLEY	12	NA48	±
7.35 ± 0.01 ± 0.19	388k	<sup>2</sup> PISLAK	01	B865	
7.21 ± 0.32	30k	ROSSELET	77	SPEC	+
• • • We do not use the following data for averages, fits, limits, etc. • • •					
7.36 ± 0.68	500	BOURQUIN	71	ASPK	
7.0 ± 0.9	106	SCHWEINB...	71	HLBC	+
5.83 ± 0.63	269	ELY	69	HLBC	+

<sup>1</sup> BATLEY 12 uses data collected in 2003–2004. The result is inclusive of  $K^\pm \rightarrow \pi^+ \pi^- e^\pm \nu \gamma$  decays. Using PDG 12 value for  $\Gamma(\pi^+ \pi^- \pi^+) / \Gamma = (5.59 \pm 0.04) \times 10^{-2}$ .

BATLEY 12 obtains  $B(\pi^+ \pi^- e \nu) = (4.257 \pm 0.004 \pm 0.035) \times 10^{-5}$  where the syst. error is dominated by the error on the normalization mode.

<sup>2</sup> PISLAK 01 reports  $\Gamma(\pi^+ \pi^- e^+ \nu_e) / \Gamma_{\text{total}} = (4.109 \pm 0.008 \pm 0.110) \times 10^{-5}$  using the PDG 00 value  $\Gamma(\pi^+ \pi^+ \pi^-) / \Gamma_{\text{total}} = (5.59 \pm 0.05) \times 10^{-2}$ . We divide by the PDG value and unfold its error from the systematic error. PISLAK 03 and PISLAK 10A give additional details on the branching ratio measurement and give improved errors on the S-wave  $\pi$ - $\pi$  scattering length:  $a_0^0 = 0.235 \pm 0.013$  and  $a_0^2 = -0.0410 \pm 0.0027$ .

$\Gamma(\pi^+ \pi^- \mu^+ \nu_\mu) / \Gamma_{\text{total}}$

$\Gamma_7 / \Gamma$

VALUE (units  $10^{-5}$ )    EVTS    DOCUMENT ID    TECN    CHG

• • • We do not use the following data for averages, fits, limits, etc. • • •

0.77 $^{+0.54}_{-0.50}$	1	CLINE	65	FBC	+
-------------------------	---	-------	----	-----	---

$\Gamma(\pi^+ \pi^- \mu^+ \nu_\mu) / \Gamma(\pi^+ \pi^+ \pi^-)$

$\Gamma_7 / \Gamma_{11}$

VALUE (units  $10^{-4}$ )    EVTS    DOCUMENT ID    TECN    CHG

**2.57 ± 1.55**    7    BISI    67    DBC    +

• • • We do not use the following data for averages, fits, limits, etc. • • •

~ 2.5	1	GREINER	64	EMUL	+
-------	---	---------	----	------	---

$\Gamma(\pi^0 \pi^0 \pi^0 e^+ \nu_e) / \Gamma_{\text{total}}$

$\Gamma_8 / \Gamma$

VALUE (units  $10^{-6}$ )    CL%    EVTS    DOCUMENT ID    TECN    CHG

**< 3.5**    90    0    BOLOTOV    88    SPEC    –

• • • We do not use the following data for averages, fits, limits, etc. • • •

< 9	90	0	BARMIN	92	XEBC	+
-----	----	---	--------	----	------	---



————— **Hadronic modes** —————

$\Gamma(\pi^+ \pi^0)/\Gamma_{\text{total}}$   $\Gamma_9/\Gamma$

<u>VALUE (units <math>10^{-2}</math>)</u>	<u>EVTS</u>	<u>DOCUMENT ID</u>	<u>TECN</u>	<u>CHG</u>	<u>COMMENT</u>
---	-------------	--------------------	-------------	------------	----------------

**20.67±0.08 OUR FIT** Error includes scale factor of 1.2.

**20.70±0.16 OUR AVERAGE** Error includes scale factor of 1.8.

20.65±0.05±0.08	1.4M	<sup>1</sup> AMBROSINO	08E	KLOE	+	$\phi \rightarrow K^+ K^-$
21.18±0.28	16k	CHIANG	72	OSPK	+	1.84 GeV/c $K^+$

• • • We do not use the following data for averages, fits, limits, etc. • • •

21.0 ±0.6		CALLAHAN	65	HLBC		See $\Gamma_9/\Gamma_{11}$
-----------	--	----------	----	------	--	----------------------------

<sup>1</sup> Fully inclusive of final-state radiation. The branching ratio is evaluated using  $K^+$  lifetime,  $\tau = 12.385$  ns.

$\Gamma(\pi^+ \pi^0)/\Gamma(\mu^+ \nu_\mu)$   $\Gamma_9/\Gamma_2$

<u>VALUE</u>	<u>EVTS</u>	<u>DOCUMENT ID</u>	<u>TECN</u>	<u>CHG</u>	<u>COMMENT</u>
--------------	-------------	--------------------	-------------	------------	----------------

**0.3252±0.0016 OUR FIT** Error includes scale factor of 1.2.

**0.3325±0.0032 OUR AVERAGE**

0.3329±0.0047±0.0010	45k	USHER	92	SPEC	+	$\rho \bar{p}$ at rest
----------------------	-----	-------	----	------	---	------------------------

0.3355±0.0057		<sup>1</sup> WEISSENBE...	76	SPEC	+	
---------------	--	---------------------------	----	------	---	--

0.3277±0.0065	4517	<sup>2</sup> AUERBACH	67	OSPK	+	
---------------	------	-----------------------	----	------	---	--

• • • We do not use the following data for averages, fits, limits, etc. • • •

0.328 ±0.005	25k	<sup>1</sup> WEISSENBE...	74	STRC	+	
--------------	-----	---------------------------	----	------	---	--

0.305 ±0.018	1600	ZELLER	69	ASPK	+	
--------------	------	--------	----	------	---	--

<sup>1</sup> WEISSENBERG 76 revises WEISSENBERG 74.

<sup>2</sup> AUERBACH 67 changed from  $0.3253 \pm 0.0065$ . See comment with ratio  $\Gamma(\pi^0 \mu^+ \nu_\mu)/\Gamma(\mu^+ \nu_\mu)$ .

$\Gamma(\pi^+ \pi^0)/\Gamma(\pi^+ \pi^+ \pi^-)$   $\Gamma_9/\Gamma_{11}$

<u>VALUE</u>	<u>EVTS</u>	<u>DOCUMENT ID</u>	<u>TECN</u>	<u>CHG</u>
--------------	-------------	--------------------	-------------	------------

**3.702±0.022 OUR FIT** Error includes scale factor of 1.1.

• • • We do not use the following data for averages, fits, limits, etc. • • •

3.96 ±0.15	1045	CALLAHAN	66	FBC	+	
------------	------	----------	----	-----	---	--

$\Gamma(\pi^+ \pi^0 \pi^0)/\Gamma_{\text{total}}$   $\Gamma_{10}/\Gamma$

<u>VALUE (units <math>10^{-2}</math>)</u>	<u>EVTS</u>	<u>DOCUMENT ID</u>	<u>TECN</u>	<u>CHG</u>	<u>COMMENT</u>
---	-------------	--------------------	-------------	------------	----------------

**1.760±0.023 OUR FIT** Error includes scale factor of 1.1.

**1.775±0.028 OUR AVERAGE** Error includes scale factor of 1.2.

1.763±0.013±0.022		ALOISIO	04A	KLOE	±	
-------------------	--	---------	-----	------	---	--

1.84 ±0.06	1307	CHIANG	72	OSPK	+	1.84 GeV/c $K^+$
------------	------	--------	----	------	---	------------------

• • • We do not use the following data for averages, fits, limits, etc. • • •

1.53 ±0.11	198	<sup>1</sup> PANDOULAS	70	EMUL	+	
------------	-----	------------------------	----	------	---	--

1.8 ±0.2	108	SHAKLEE	64	HLBC	+	
----------	-----	---------	----	------	---	--

1.7 ±0.2		ROE	61	HLBC	+	
----------	--	-----	----	------	---	--

1.5 ±0.2		<sup>2</sup> TAYLOR	59	EMUL	+	
----------	--	---------------------	----	------	---	--

<sup>1</sup> Includes events of TAYLOR 59.

<sup>2</sup> Earlier experiments not averaged.

$\Gamma(\pi^+\pi^0\pi^0)/\Gamma(\pi^+\pi^0)$   $\Gamma_{10}/\Gamma_9$

VALUE (units  $10^{-2}$ )    EVTS    DOCUMENT ID    TECN    CHG    COMMENT  
**0.0851±0.0012 OUR FIT** Error includes scale factor of 1.1.

- • • We do not use the following data for averages, fits, limits, etc. • • •
- 0.081 ±0.005                      574            <sup>1</sup> LUCAS            73B HBC    –    Dalitz pairs only
- <sup>1</sup> LUCAS 73B gives  $N(\pi^2\pi^0) = 574 \pm 5.9\%$ ,  $N(2\pi) = 3564 \pm 3.1\%$ . We quote  $0.5N(\pi^2\pi^0)/N(2\pi)$  where 0.5 is because only Dalitz pair  $\pi^0$ 's were used.

$\Gamma(\pi^+\pi^0\pi^0)/\Gamma(\pi^+\pi^+\pi^-)$   $\Gamma_{10}/\Gamma_{11}$

VALUE (units  $10^{-2}$ )    EVTS    DOCUMENT ID    TECN    CHG    COMMENT  
**0.315±0.004 OUR FIT** Error includes scale factor of 1.1.

- • • We do not use the following data for averages, fits, limits, etc. • • •
- 0.303±0.009**                      2027            BISI            65 BC    +    HBC+HLBC
- 0.393±0.099                      17            YOUNG            65 EMUL    +

$\Gamma(\pi^+\pi^+\pi^-)/\Gamma_{\text{total}}$   $\Gamma_{11}/\Gamma$

VALUE (units  $10^{-2}$ )    EVTS    DOCUMENT ID    TECN    CHG    COMMENT  
**5.583±0.024 OUR FIT**

- • • We do not use the following data for averages, fits, limits, etc. • • •
- 5.565±0.031±0.025**    68k            <sup>1</sup> BABUSCI            14B KLOE    +
- 5.56 ±0.20                      2330            <sup>2</sup> CHIANG            72 OSPK    +    1.84 GeV/c  $K^+$
- 5.34 ±0.21                      693            <sup>3</sup> PANDOULAS            70 EMUL    +
- 5.71 ±0.15                      DEMARCO            65 HBC
- 6.0 ±0.4                              44            YOUNG            65 EMUL    +
- 5.54 ±0.12                      2332            CALLAHAN            64 HLBC    +
- 5.1 ±0.2                              540            SHAKLEE            64 HLBC    +
- 5.7 ±0.3                              ROE            61 HLBC    +

<sup>1</sup> Inclusive of final-state radiation. Result obtained from averaging two branching ratios: one from a sample with  $K^- \rightarrow \mu\nu(\gamma)$  tagging and another with  $K^- \rightarrow \pi^-\pi^0(\gamma)$  tagging.  
<sup>2</sup> Value is not independent of CHIANG 72  $\Gamma(\mu^+\nu_\mu)/\Gamma_{\text{total}}$ ,  $\Gamma(\pi^+\pi^0)/\Gamma_{\text{total}}$ ,  $\Gamma(\pi^+\pi^0\pi^0)/\Gamma_{\text{total}}$ ,  $\Gamma(\pi^0\mu^+\nu_\mu)/\Gamma_{\text{total}}$ , and  $\Gamma(\pi^0e^+\nu_e)/\Gamma_{\text{total}}$ .  
<sup>3</sup> Includes events of TAYLOR 59.

————— **Leptonic and semileptonic modes with photons** —————

$\Gamma(\mu^+\nu_\mu\gamma)/\Gamma_{\text{total}}$   $\Gamma_{12}/\Gamma$

VALUE (units  $10^{-3}$ )    EVTS    DOCUMENT ID    TECN    CHG    COMMENT  
**6.2±0.8 OUR AVERAGE**

- 6.6±1.5                              <sup>1,2</sup> DEMIDOV            90 XEBC             $P(\mu) < 231.5 \text{ MeV}/c$
- 6.0±0.9                              BARMIN            88 HLBC    +     $P(\mu) < 231.5 \text{ MeV}/c$
- • • We do not use the following data for averages, fits, limits, etc. • • •
- 3.5±0.8                              <sup>2,3</sup> DEMIDOV            90 XEBC             $E(\gamma) > 20 \text{ MeV}$
- 3.2±0.5                              57            <sup>4</sup> BARMIN            88 HLBC    +     $E(\gamma) > 20 \text{ MeV}$
- 5.4±0.3                              <sup>5</sup> AKIBA            85 SPEC             $P(\mu) < 231.5 \text{ MeV}/c$

<sup>1</sup>  $P(\mu)$  cut given in DEMIDOV 90 paper, 235.1 MeV/c, is a misprint according to authors (private communication).  
<sup>2</sup> DEMIDOV 90 quotes only inner bremsstrahlung (IB) part.  
<sup>3</sup> Not independent of above DEMIDOV 90 value. Cuts differ.  
<sup>4</sup> Not independent of above BARMIN 88 value. Cuts differ.  
<sup>5</sup> Assumes  $\mu$ -e universality and uses constraints from  $K \rightarrow e\nu\gamma$ .

$\Gamma(\mu^+ \nu_\mu \gamma(SD^+))/\Gamma_{\text{total}}$   $\Gamma_{13}/\Gamma$

Structure-dependent part with  $+\gamma$  helicity ( $SD^+$  term). See the “Note on  $\pi^\pm \rightarrow \ell^\pm \nu \gamma$  and  $K^\pm \rightarrow \ell^\pm \nu \gamma$  Form Factors” in the  $\pi^\pm$  section of the Particle Data Listings above.

VALUE (units $10^{-5}$ )	CL%	EVTS	DOCUMENT ID	TECN
<b>1.33±0.12±0.18</b>		2588	<sup>1</sup> ADLER	00B B787

• • • We do not use the following data for averages, fits, limits, etc. • • •

<3.0	90	AKIBA	85	SPEC
------	----	-------	----	------

<sup>1</sup> ADLER 00B obtains the branching ratio by extrapolating the measurement in the kinematic region  $E_\mu > 137$  MeV,  $E_\gamma > 90$  MeV to the full  $SD^+$  phase-space. Also reports  $|F_V + F_A| = 0.165 \pm 0.007 \pm 0.011$  and  $-0.04 < F_V - F_A < 0.24$  at 90% CL.

$\Gamma(\mu^+ \nu_\mu \gamma(SD^+INT))/\Gamma_{\text{total}}$   $\Gamma_{14}/\Gamma$

Interference term between internal Bremsstrahlung and  $SD^+$  term. See the “Note on  $\pi^\pm \rightarrow \ell^\pm \nu \gamma$  and  $K^\pm \rightarrow \ell^\pm \nu \gamma$  Form Factors” in the  $\pi^\pm$  section of the Particle Data Listings above.

VALUE (units $10^{-5}$ )	CL%	DOCUMENT ID	TECN
<b>&lt;2.7</b>	90	AKIBA	85 SPEC

$\Gamma(\mu^+ \nu_\mu \gamma(SD^- + SD^-INT))/\Gamma_{\text{total}}$   $\Gamma_{15}/\Gamma$

Sum of structure-dependent part with  $-\gamma$  helicity ( $SD^-$  term) and interference term between internal Bremsstrahlung and  $SD^-$  term. See the “Note on  $\pi^\pm \rightarrow \ell^\pm \nu \gamma$  and  $K^\pm \rightarrow \ell^\pm \nu \gamma$  Form Factors” in the  $\pi^\pm$  section of the Particle Data Listings above.

VALUE (units $10^{-4}$ )	CL%	DOCUMENT ID	TECN
<b>&lt;2.6</b>	90	<sup>1</sup> AKIBA	85 SPEC

<sup>1</sup> Assumes  $\mu$ - $e$  universality and uses constraints from  $K \rightarrow e \nu \gamma$ .

$\Gamma(e^+ \nu_e \gamma)/\Gamma(\mu^+ \nu_\mu)$   $\Gamma_{16}/\Gamma_2$

VALUE (units $10^{-5}$ )	EVTS	DOCUMENT ID	TECN	CHG	COMMENT
<b>1.56 ±0.15 OUR AVERAGE</b>		Error includes scale factor of 2.5.			
1.85 ±0.11 ±0.07	574	<sup>1</sup> ITO	22 E36	+	$E_\gamma$ in 10–250 MeV, $p_e > 200$ MeV/c
1.483±0.066±0.013	1.4k	<sup>2</sup> AMBROSINO	09E KLOE	±	$E_\gamma$ in 10–250 MeV, $p_e > 200$ MeV/c

<sup>1</sup> ITO 22 result derived from  $B(K_{e2\gamma}^{SD^+})/B(K_{e2}(\gamma)) = 1.12 \pm 0.07 \pm 0.04$ .

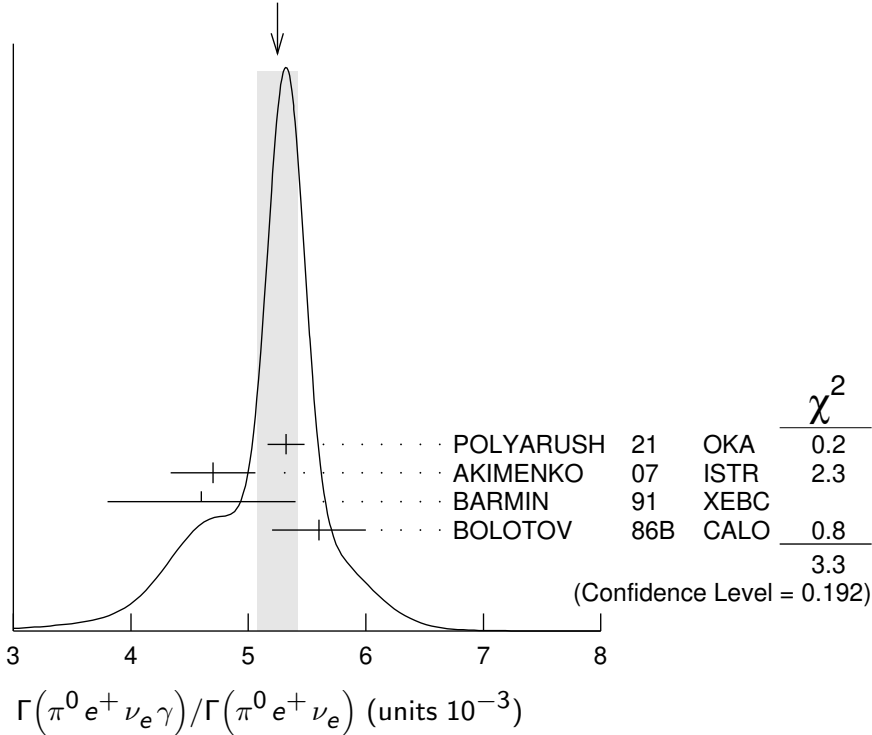
<sup>2</sup> AMBROSINO 09E measured the differential width  $dR_\gamma/dE_\gamma = (1/\Gamma(K \rightarrow \mu\nu)) (d\Gamma(K \rightarrow e\nu\gamma)/dE_\gamma)$ . Result obtained by integrating the differential width over  $E_\gamma$  from 10 to 250 MeV.

$\Gamma(\pi^0 e^+ \nu_e \gamma)/\Gamma(\pi^0 e^+ \nu_e)$   $\Gamma_{17}/\Gamma_3$

VALUE (units $10^{-3}$ )	EVTS	DOCUMENT ID	TECN	CHG	COMMENT
<b>5.25±0.17 OUR AVERAGE</b>		Error includes scale factor of 1.3. See the ideogram below.			
5.32±0.10±0.12	7248	<sup>1</sup> POLYARUSH	21 OKA	+	$E_\gamma > 10$ MeV, $0.6 < \cos(\theta_{e\gamma}) < 0.9$
4.7 ±0.2 ±0.3	1456	<sup>2</sup> AKIMENKO	07 ISTR	-	$E_\gamma > 10$ MeV, $0.6 < \cos(\theta_{e\gamma}) < 0.9$

$4.6 \pm 0.8$	82	<sup>3</sup> BARMIN	91	XEBC	$E_\gamma > 10 \text{ MeV}, 0.6 < \cos(\theta_{e\gamma}) < 0.9$
$5.6 \pm 0.4$	192	<sup>4</sup> BOLOTOV	86B	CALO	$E_\gamma > 10 \text{ MeV}$
● ● ● We do not use the following data for averages, fits, limits, etc. ● ● ●					
$18.1 \pm 0.3 \pm 0.7$	4476	<sup>2</sup> AKIMENKO	07	ISTR	$E_\gamma > 10 \text{ MeV}, \theta_{e\gamma} > 10^\circ$
$6.3 \pm 0.2 \pm 0.3$		<sup>2</sup> AKIMENKO	07	ISTR	$E_\gamma > 30 \text{ MeV}, \theta_{e\gamma} > 20^\circ$
$15.1 \pm 2.5$	82	<sup>3</sup> BARMIN	91	XEBC	$E_\gamma > 10 \text{ MeV}, \cos(\theta_{e\gamma}) < 0.98$
$4.8 \pm 2.0$	16	<sup>5</sup> LJUNG	73	HLBC	$E_\gamma > 30 \text{ MeV}$
$2.2 \begin{smallmatrix} +1.5 \\ -1.0 \end{smallmatrix}$		<sup>5</sup> LJUNG	73	HLBC	$E_\gamma > 30 \text{ MeV}$
$7.6 \pm 2.8$	13	<sup>6</sup> ROMANO	71	HLBC	$E_\gamma > 10 \text{ MeV}$
$5.3 \pm 2.2$		<sup>6</sup> ROMANO	71	HLBC	$E_\gamma > 30 \text{ MeV}$
$12 \pm 8$		BELLOTTI	67	HLBC	$E_\gamma > 30 \text{ MeV}$

WEIGHTED AVERAGE  
 $5.25 \pm 0.17$  (Error scaled by 1.3)



<sup>1</sup> POLYARUSH 21 provides values for three kinematic regions. For averaging, we use value with  $E_\gamma > 10 \text{ MeV}$  and  $0.6 < \cos(\theta_{e\gamma}) < 0.9$ .

<sup>2</sup> AKIMENKO 07 provides values for three kinematic regions. For averaging, we use value with  $E_\gamma > 10 \text{ MeV}$  and  $0.6 < \cos(\theta_{e\gamma}) < 0.9$ .

<sup>3</sup> BARMIN 91 quotes branching ratio  $\Gamma(K \rightarrow e\pi^0\nu_\gamma)/\Gamma_{\text{all}}$ . The measured normalization is  $[\Gamma(K \rightarrow e\pi^0\nu) + \Gamma(K \rightarrow \pi^+\pi^+\pi^-)]$ . For comparison with other experiments we used  $\Gamma(K \rightarrow e\pi^0\nu)/\Gamma_{\text{all}} = 0.0482$  to calculate the values quoted here.

<sup>4</sup>  $\cos(\theta_{e\gamma})$  between 0.6 and 0.9.

<sup>5</sup> First LJUNG 73 value is for  $\cos(\theta_{e\gamma}) < 0.9$ , second value is for  $\cos(\theta_{e\gamma})$  between 0.6 and 0.9 for comparison with ROMANO 71.

<sup>6</sup> Both ROMANO 71 values are for  $\cos(\theta_{e\gamma})$  between 0.6 and 0.9. Second value is for comparison with second LJUNG 73 value. We use lowest  $E_\gamma$  cut for Summary Table value. See ROMANO 71 for  $E_\gamma$  dependence.

**$\Gamma(\pi^0 e^+ \nu_e \gamma(\text{SD}))/\Gamma_{\text{total}}$**   **$\Gamma_{18}/\Gamma$**   
 Structure-dependent part.

VALUE (units $10^{-5}$ )	CL%	DOCUMENT ID	TECN	CHG
<b>&lt;5.3</b>	90	BOLOTOV	86B	CALO -

**$\Gamma(\pi^0 \mu^+ \nu_\mu \gamma)/\Gamma_{\text{total}}$**   **$\Gamma_{19}/\Gamma$**

VALUE (units $10^{-5}$ )	CL%	EVTS	DOCUMENT ID	TECN	CHG	COMMENT
<b>1.25 ± 0.25 OUR AVERAGE</b>						
1.10 ± 0.32 ± 0.05		23	<sup>1</sup> ADLER	10	B787	30 < $E_\gamma$ < 60 MeV
1.46 ± 0.22 ± 0.32		153	<sup>2</sup> TCHIKILEV	07	ISTR -	30 < $E_\gamma$ < 60 MeV

• • • We do not use the following data for averages, fits, limits, etc. • • •

2.4 ± 0.5 ± 0.6		125	SHIMIZU	06	K470 +	$E_\gamma > 30$ MeV; $\Theta_{\mu\gamma} > 20^\circ$
<6.1	90	0	LJUNG	73	HLBC +	$E(\gamma) > 30$ MeV

<sup>1</sup> Value obtained from  $B(K^+ \rightarrow \pi^0 \mu^+ \nu_\mu \gamma) = (2.51 \pm 0.74 \pm 0.12) \times 10^{-5}$  obtained in the kinematic region  $E_\gamma > 20$  MeV, and then theoretical  $K_{\mu 3\gamma}$  spectrum has been used. Also  $B(K^+ \rightarrow \pi^0 \mu^+ \nu_\mu \gamma) = (1.58 \pm 0.46 \pm 0.08) \times 10^{-5}$ , for  $E_\gamma > 30$  MeV and  $\theta_{\mu\gamma} > 20^\circ$ , was determined.

<sup>2</sup> Obtained from measuring  $B(K_{\mu 3\gamma}) / B(K_{\mu 3})$  and using PDG 02 value  $B(K_{\mu 3}) = 3.27\%$ .  $B(K_{\mu 3\gamma}) = (8.82 \pm 0.94 \pm 0.86) \times 10^{-5}$  is obtained for  $5 \text{ MeV} < E_\gamma < 30 \text{ MeV}$ .

**$\Gamma(\pi^0 \pi^0 e^+ \nu_e \gamma)/\Gamma_{\text{total}}$**   **$\Gamma_{20}/\Gamma$**

VALUE (units $10^{-6}$ )	CL%	EVTS	DOCUMENT ID	TECN	CHG	COMMENT
<b>&lt;5</b>	90	0	BARMIN	92	XEBC +	$E_\gamma > 10$ MeV

————— **Hadronic modes with photons** —————

**$\Gamma(\pi^+ \pi^0 \gamma(\text{INT}))/\Gamma_{\text{total}}$**   **$\Gamma_{21}/\Gamma$**

The  $K^+ \rightarrow \pi^+ \pi^0 \gamma$  differential decay rate can be described in terms of  $T_{\pi^+}$ , the charged pion kinetic energy, and  $W^2 = (P_K \cdot P_\gamma)(P_{\pi^+} \cdot P_\gamma) / (m_K m_{\pi^+})^2$ ; then we can write  $d^2\Gamma(K^+ \rightarrow \pi^+ \pi^0 \gamma) / (dT_{\pi^+} dW^2) = d^2\Gamma(K^+ \rightarrow \pi^+ \pi^0 \gamma)_{IB} / (dT_{\pi^+} dW^2) [1 + 2 \cos(\pm\phi + \delta_1^1 - \delta_0^2) m_\pi^2 m_K^2 W^2 X_E + m_\pi^4 m_K^4 (X_E^2 + X_M^2) W^4]$ . The IB differential and total branching ratios are expressed in terms of the non-radiative experimental width  $\Gamma(K^+ \rightarrow \pi^+ \pi^0)$  by Low's theorem. Using PDG 10  $B(K^+ \rightarrow \pi^+ \pi^0) = 0.2066 \pm 0.0008$ , one obtains respectively  $B(K^+ \rightarrow \pi^+ \pi^0 \gamma)_{IB} (55 < T_{\pi^+} < 90 \text{ MeV}) = 2.55 \times 10^{-4}$  and  $B(K^+ \rightarrow \pi^+ \pi^0 \gamma)_{IB} (0 < T_{\pi^+} < 80 \text{ MeV}) = 1.80 \times 10^{-4}$ . Fitting respectively the piece proportional to  $W^2$  and the piece proportional to  $W^4$ , the interference contribution (INT), proportional to  $X_E$ , and the direct contribution (DE) proportional to  $X_E^2 + X_M^2$  are extracted.

VALUE (units $10^{-6}$ )	EVTS	DOCUMENT ID	TECN	CHG	COMMENT
<b>-4.24 ± 0.63 ± 0.70</b>	600k	<sup>1</sup> BATLEY	10A	NA48 ±	$T_{\pi^+} 0-80$ MeV

<sup>1</sup>The cut on the photon energy implies  $W^2 > 0.2$ . BATLEY 10A obtains the INT and DE fractional branchings with respect to IB from a simultaneous kinematical fit of INT and DE and then we use the PDG 10 value for  $B(K^+ \rightarrow \pi^+ \pi^0) = 20.66 \pm 0.08$  to determine the IB. The INT and DE correlation coefficients  $-0.83$ . Assuming a constant electric amplitude,  $X_E$ , this INT value implies  $X_E = -24 \pm 6 \text{ GeV}^{-4}$ .

**$\Gamma(\pi^+ \pi^0 \gamma(\text{DE}))/\Gamma_{\text{total}}$   $\Gamma_{22}/\Gamma$**

Direct emission (DE) part of  $\Gamma(\pi^+ \pi^0 \gamma)/\Gamma_{\text{total}}$ , assuming that interference (INT) component is zero.

<u>VALUE (units <math>10^{-6}</math>)</u>	<u>EVTS</u>	<u>DOCUMENT ID</u>	<u>TECN</u>	<u>CHG</u>	<u>COMMENT</u>
<b><math>5.99 \pm 0.27 \pm 0.25</math></b>	600k	<sup>1</sup> BATLEY 10A	NA48	$\pm$	$T_{\pi^+}$ 0–80 MeV
● ● ● We do not use the following data for averages, fits, limits, etc. ● ● ●					
$3.8 \pm 0.8 \pm 0.7$	10k	ALIEV 06	K470	$+$	$T_{\pi^+}$ 55–90 MeV
$3.7 \pm 3.9 \pm 1.0$	930	UVAROV 06	ISTR	$-$	$T_{\pi^-}$ 55–90 MeV
$3.2 \pm 1.3 \pm 1.0$	4k	ALIEV 03	K470	$+$	$T_{\pi^+}$ 55–90 MeV
$6.1 \pm 2.5 \pm 1.9$	4k	ALIEV 03	K470	$+$	$T_{\pi^+}$ full range
$4.7 \pm 0.8 \pm 0.3$	20k	<sup>2</sup> ADLER 00C	B787	$+$	$T_{\pi^+}$ 55–90 MeV
$20.5 \pm 4.6 \begin{smallmatrix} +3.9 \\ -2.3 \end{smallmatrix}$		BOLOTOV 87	WIRE	$-$	$T_{\pi^-}$ 55–90 MeV
$15.6 \pm 3.5 \pm 5.0$		ABRAMS 72	ASPK	$\pm$	$T_{\pi^\pm}$ 55–90 MeV

<sup>1</sup>The cut on the photon energy implies  $W^2 > 0.2$ . BATLEY 10A obtains the INT and DE fractional branchings with respect to IB from a simultaneous kinematical fit of INT and DE and then we use the PDG 10 value for  $B(K^+ \rightarrow \pi^+ \pi^0) = 20.66 \pm 0.08$  to determine the IB. The INT and DE correlation coefficients  $-0.93$ . Assuming constant electric and magnetic amplitudes,  $X_E$  and  $X_M$ , these INT and DE values imply  $X_E = -24 \pm 6 \text{ GeV}^{-4}$  and  $X_M = -254 \pm 9 \text{ GeV}^{-4}$ .

<sup>2</sup>ADLER 00C measures the INT component to be  $(-0.4 \pm 1.6)\%$  of the inner bremsstrahlung (IB) component.

**$\Gamma(\pi^+ \pi^0 e^+ e^-)/\Gamma_{\text{total}}$   $\Gamma_{23}/\Gamma$**

<u>VALUE (units <math>10^{-6}</math>)</u>	<u>EVTS</u>	<u>DOCUMENT ID</u>	<u>TECN</u>
<b><math>4.24 \pm 0.14</math></b>	4.9k	<sup>1</sup> BATLEY 19	NA48

<sup>1</sup>BATLEY 19 result is obtained from an exposure of  $1.7 \times 10^{11}$  charged kaon decays recorded in 2003–2004. The study of the kinematic space shows evidence for a structure dependent contribution consistent with predictions from chiral perturbation theory.

**$\Gamma(\pi^+ \pi^0 \pi^0 \gamma)/\Gamma(\pi^+ \pi^0 \pi^0)$   $\Gamma_{24}/\Gamma_{10}$**

<u>VALUE (units <math>10^{-4}</math>)</u>	<u>DOCUMENT ID</u>	<u>TECN</u>	<u>CHG</u>	<u>COMMENT</u>
<b><math>4.3 \begin{smallmatrix} +3.2 \\ -1.7 \end{smallmatrix}</math></b>	BOLOTOV 85	SPEC	$-$	$E(\gamma) > 10 \text{ MeV}$

**$\Gamma(\pi^+ \pi^+ \pi^- \gamma)/\Gamma_{\text{total}}$   $\Gamma_{25}/\Gamma$**

<u>VALUE (units <math>10^{-4}</math>)</u>	<u>EVTS</u>	<u>DOCUMENT ID</u>	<u>TECN</u>	<u>CHG</u>	<u>COMMENT</u>
<b><math>0.071 \pm 0.005</math> OUR AVERAGE</b>					
$0.071 \pm 0.005$	450	SHAPKIN 19	OKA	$+$	$E(\gamma) > 30 \text{ MeV}$
$1.10 \pm 0.48$	7	BARMIN 89	XEBC		$E(\gamma) > 5 \text{ MeV}$
$1.0 \pm 0.4$		STAMER 65	EMUL	$+$	$E(\gamma) > 11 \text{ MeV}$

$\Gamma(\pi^+\gamma\gamma)/\Gamma_{\text{total}}$   $\Gamma_{26}/\Gamma$

VALUE (units $10^{-7}$ )	CL%	EVTS	DOCUMENT ID	TECN	CHG	COMMENT
<b>10.1 ± 0.6</b>						<b>OUR AVERAGE</b>
10.03 ± 0.51 ± 0.24		215	<sup>1</sup> LAZZERONI 14	NA62	±	
11 ± 3 ± 1		31	<sup>2</sup> KITCHING 97	B787	+	
● ● ● We do not use the following data for averages, fits, limits, etc. ● ● ●						
9.10 ± 0.72 ± 0.22		149	<sup>3</sup> BATLEY 14	NA48	±	
< 0.083	90		<sup>4</sup> ARTAMONOV 05	B949	+	$P_\pi > 213$ MeV/c
< 10	90	0	ATIYA 90B	B787	+	$T_\pi$ 117–127 MeV
< 84	90	0	ASANO 82	CNTR	+	$T_\pi$ 117–127 MeV
− 420 ± 520		0	ABRAMS 77	SPEC	+	$T_\pi < 92$ MeV
< 350	90	0	LJUNG 73	HLBC	+	6–102, 114–127 MeV
< 500	90	0	KLEMS 71	OSPK	+	$T_\pi < 117$ MeV
− 100 ± 600			CHEN 68	OSPK	+	$T_\pi$ 60–90 MeV

<sup>1</sup> LAZZERONI 14 combines NA62 and NA48/2 results. The result for the full kinematic range is extrapolated from the model-independent branching fraction  $(9.65 \pm 0.61 \pm 0.14) \times 10^{-7}$  for  $(m_{\gamma\gamma}/m_K)^2 > 0.2$ . The measured ChPT parameter  $\hat{c} = 1.86 \pm 0.25$ .

<sup>2</sup> KITCHING 97 is extrapolated from their model-independent branching fraction  $(6.0 \pm 1.5 \pm 0.7) \times 10^{-7}$  for  $100 \text{ MeV}/c < P_{\pi^+} < 180 \text{ MeV}/c$  using Chiral Perturbation Theory.

<sup>3</sup> BATLEY 14 uses data collected in 2003 and 2004. Branching ratio is obtained by determining the parameter  $\hat{c} = 1.41 \pm 0.38 \pm 0.11$  and integrating the  $\mathcal{O}(p^6)$  chiral spectrum. A model independent value for the branching ratio is also obtained  $(8.77 \pm 0.87 \pm 0.17) \times 10^{-7}$  for kinematic range  $(m_{\gamma\gamma}/m_K)^2 > 0.2$ .

<sup>4</sup> ARTAMONOV 05 limit assumes ChPT with  $\hat{c} = 1.8$  with unitarity corrections. With  $\hat{c} = 1.6$  and no unitarity corrections they obtain  $< 2.3 \times 10^{-8}$  at 90% CL. This partial branching ratio is predicted to be  $6.10 \times 10^{-9}$  and  $0.49 \times 10^{-9}$  for the cases with and without unitarity correction.

$\Gamma(\pi^+3\gamma)/\Gamma_{\text{total}}$   $\Gamma_{27}/\Gamma$

Values given here assume a phase space pion energy spectrum.

VALUE (units $10^{-4}$ )	CL%	DOCUMENT ID	TECN	CHG	COMMENT
<b>&lt; 1.0</b>	90	ASANO 82	CNTR	+	$T(\pi)$ 117–127 MeV
< 3.0	90	KLEMS 71	OSPK	+	$T(\pi) > 117$ MeV

● ● ● We do not use the following data for averages, fits, limits, etc. ● ● ●

$\Gamma(\pi^+e^+e^-\gamma)/\Gamma_{\text{total}}$   $\Gamma_{28}/\Gamma$

VALUE (units $10^{-8}$ )	EVTS	DOCUMENT ID	TECN	COMMENT
<b>1.19 ± 0.12 ± 0.04</b>	113	<sup>1</sup> BATLEY 08	NA48	$m_{e^+e^-} > 260$ MeV

<sup>1</sup> BATLEY 08 also reports the Chiral Perturbation Theory parameter  $\hat{c} = 0.9 \pm 0.45$  obtained using the shape of the  $e^+e^-\gamma$  invariant mass spectrum. By extrapolating the theoretical amplitude to  $m_{e^+e^-} < 260$  MeV, it obtains the inclusive  $B(K^+ \rightarrow \pi^+e^+e^-\gamma) = (1.29 \pm 0.13 \pm 0.03) \times 10^{-8}$ , where the first error is the combined statistical and systematic errors and the second error is from the uncertainty in  $\hat{c}$ .

———— Leptonic modes with  $\ell\bar{\ell}$  pairs ————

$\Gamma(e^+\nu_e\nu\bar{\nu})/\Gamma(e^+\nu_e)$   $\Gamma_{29}/\Gamma_1$

VALUE	CL%	EVTS	DOCUMENT ID	TECN	CHG
<b>&lt; 3.8</b>	90	0	HEINTZE 79	SPEC	+

$\Gamma(\mu^+ \nu_\mu \nu \bar{\nu})/\Gamma_{\text{total}}$   $\Gamma_{30}/\Gamma$

<u>VALUE</u>	<u>CL%</u>	<u>DOCUMENT ID</u>	<u>TECN</u>	<u>CHG</u>
$<1.0 \times 10^{-6}$	90	<sup>1</sup> CORTINA-GIL 21	NA62	+
$<2.4 \times 10^{-6}$	90	<sup>2</sup> ARTAMONOV 16	B949	+
$<6.0 \times 10^{-6}$	90	<sup>3</sup> PANG 73	CNTR	+

<sup>1</sup> CORTINA-GIL 21 assumes Standard Model  $\mu$  spectrum. The search is performed in the reconstructed missing mass interval  $m_{\text{miss}} > 316 \text{ MeV}/c^2$ .

<sup>2</sup> ARTAMONOV 16 assumes Standard model  $\mu$  spectrum. The search is performed in the muon momentum region between 130 and 175 MeV/c.

<sup>3</sup> PANG 73 assumes  $\mu$  spectrum from  $\nu$ - $\nu$  interaction of BARDIN 70.

$\Gamma(e^+ \nu_e e^+ e^-)/\Gamma_{\text{total}}$   $\Gamma_{31}/\Gamma$

<u>VALUE (units <math>10^{-8}</math>)</u>	<u>EVTS</u>	<u>DOCUMENT ID</u>	<u>TECN</u>	<u>CHG</u>	<u>COMMENT</u>
$2.48 \pm 0.14 \pm 0.14$	410	POBLAGUEV 02	B865	+	$m_{e e} > 150 \text{ MeV}$
$20 \pm 20$	4	DIAMANT-... 76	SPEC	+	$m_{e^+ e^-} > 140 \text{ MeV}$

$\Gamma(\mu^+ \nu_\mu e^+ e^-)/\Gamma_{\text{total}}$   $\Gamma_{32}/\Gamma$

<u>VALUE (units <math>10^{-8}</math>)</u>	<u>EVTS</u>	<u>DOCUMENT ID</u>	<u>TECN</u>	<u>CHG</u>	<u>COMMENT</u>
$7.06 \pm 0.16 \pm 0.26$	2.7k	POBLAGUEV 02	B865	+	$m_{e e} > 145 \text{ MeV}$
$100 \pm 30$	14	DIAMANT-... 76	SPEC	+	$m_{e^+ e^-} > 140 \text{ MeV}$

$\Gamma(e^+ \nu_e \mu^+ \mu^-)/\Gamma_{\text{total}}$   $\Gamma_{33}/\Gamma$

<u>VALUE (units <math>10^{-8}</math>)</u>	<u>CL%</u>	<u>DOCUMENT ID</u>	<u>TECN</u>
$1.72 \pm 0.45$		MA 06	B865
$<50$	90	ADLER 98	B787

$\Gamma(\mu^+ \nu_\mu \mu^+ \mu^-)/\Gamma_{\text{total}}$   $\Gamma_{34}/\Gamma$

<u>VALUE (units <math>10^{-7}</math>)</u>	<u>CL%</u>	<u>DOCUMENT ID</u>	<u>TECN</u>	<u>CHG</u>
$<4.1$	90	ATIYA 89	B787	+

———— Lepton Family number (LF), Lepton number (L),  $\Delta S = \Delta Q$  (SQ) ————  
 ———— violating modes, or  $\Delta S = 1$  weak neutral current (S1) modes ————

$\Gamma(\pi^+ \pi^+ e^- \bar{\nu}_e)/\Gamma_{\text{total}}$   $\Gamma_{35}/\Gamma$

Test of  $\Delta S = \Delta Q$  rule.

<u>VALUE (units <math>10^{-7}</math>)</u>	<u>CL%</u>	<u>EVTS</u>	<u>DOCUMENT ID</u>	<u>TECN</u>	<u>CHG</u>
$< 9.0$	95	0	SCHWEINB...	71	HLBC +
$< 6.9$	95	0	ELY	69	HLBC +
$< 20.$	95		BIRGE	65	FBC +



$\Gamma(\pi^+\pi^+e^-\bar{\nu}_e)/\Gamma(\pi^+\pi^-e^+\nu_e)$   $\Gamma_{35}/\Gamma_6$

Test of  $\Delta S = \Delta Q$  rule.

VALUE (units $10^{-4}$ )	CL%	EVTS	DOCUMENT ID	TECN
< 3	90	3	<sup>1</sup> BLOCH 76	SPEC

• • • We do not use the following data for averages, fits, limits, etc. • • •

<130.	95	0	BOURQUIN 71	ASPK
-------	----	---	-------------	------

<sup>1</sup> BLOCH 76 quotes  $3.6 \times 10^{-4}$  at CL = 95%, we convert.

$\Gamma(\pi^+\pi^+\mu^-\bar{\nu}_\mu)/\Gamma_{\text{total}}$   $\Gamma_{36}/\Gamma$

Test of  $\Delta S = \Delta Q$  rule.

VALUE (units $10^{-6}$ )	CL%	EVTS	DOCUMENT ID	TECN	CHG
<3.0	95	0	BIRGE 65	FBC	+

$\Gamma(\pi^+e^+e^-)/\Gamma_{\text{total}}$   $\Gamma_{37}/\Gamma$

Test for  $\Delta S = 1$  weak neutral current. Allowed by combined first-order weak and electromagnetic interactions.

VALUE (units $10^{-7}$ )	EVTS	DOCUMENT ID	TECN	CHG
<b>3.00±0.09 OUR AVERAGE</b>				
3.11±0.04±0.12	7253	<sup>1</sup> BATLEY 09	NA48	±
2.94±0.05±0.14	10300	<sup>2</sup> APPEL 99	SPEC	+
2.75±0.23±0.13	500	<sup>3</sup> ALLIEGRO 92	SPEC	+
2.7 ±0.5	41	<sup>4</sup> BLOCH 75	SPEC	+

<sup>1</sup> Value extrapolated from a measurement in the region  $z = (m_{ee}/m_K)^2 > 0.08$ . BATLEY 09 also evaluated the shape of the form factor using four different theoretical models.

<sup>2</sup> APPEL 99 establishes vector nature of this decay and determines form factor  $f(Z) = f_0(1 + \delta Z)$ ,  $Z = M_{ee}^2/m_K^2$ ,  $\delta = 2.14 \pm 0.13 \pm 0.15$ . Also reports constraints on scalar and tensor interactions:  $|f_S| < 6.6 \times 10^{-5}$ ,  $|f_T| < 3.7 \times 10^{-4}$  at 90% C.L.

<sup>3</sup> ALLIEGRO 92 assumes a vector interaction with a form factor given by  $\lambda = 0.105 \pm 0.035 \pm 0.015$  and a correlation coefficient of  $-0.82$ .

<sup>4</sup> BLOCH 75 assumes a vector interaction.

$\Gamma(\pi^+\mu^+\mu^-)/\Gamma_{\text{total}}$   $\Gamma_{38}/\Gamma$

Test for  $\Delta S = 1$  weak neutral current. Allowed by higher-order electroweak interactions.

VALUE (units $10^{-8}$ )	CL%	EVTS	DOCUMENT ID	TECN	CHG	COMMENT
<b>9.17±0.14 OUR AVERAGE</b> Error includes scale factor of 1.8.						
9.15±0.06±0.05		28k	<sup>1</sup> CORTINA-GIL 22A	NA62		2017–18 data
9.62±0.21±0.13		3120	<sup>2</sup> BATLEY 11A	NA48	±	2003–04 data
9.8 ±1.0 ±0.5		110	<sup>3</sup> PARK 02	HYCP	±	
9.22±0.60±0.49		402	<sup>4</sup> MA 00	B865	+	
5.0 ±0.4 ±0.9		207	<sup>5</sup> ADLER 97C	B787	+	

• • • We do not use the following data for averages, fits, limits, etc. • • •

9.7 ±1.2 ±0.4		65	PARK 02	HYCP	+	
10.0 ±1.9 ±0.7		35	PARK 02	HYCP	–	
<23	90		ATIYA 89	B787	+	

<sup>1</sup> CORTINA-GIL 22A also studies the form factor  $f(z)$  dependence of the decay, described via single photon exchange: assuming a linear form factor including  $\pi$ - $\pi$  rescattering,  $W_{\pi\pi}$ , as in DAMBROSIO 98A, finding  $f(z) = G_F m_K^2 (a_+ + b_+ z) + W_{\pi\pi}(z)$ ,  $a_+ = -0.575 \pm 0.013$ ,  $b_+ = -0.722 \pm 0.043$ .

- <sup>2</sup> BATLEY 11A also studies the form factor  $f(z)$  dependence of the decay, described via single photon exchange: i) assuming a linear form factor,  $f(z) = f_0 (1 + \delta z)$ ,  $z = (M_{\mu\mu}/m_K)^2$ , finding  $f_0 = 0.470 \pm 0.040$  and  $\delta = 3.11 \pm 0.57$  and ii) assuming a linear form factor including  $\pi$ - $\pi$  rescattering,  $W_{\pi\pi}$ , as in DAMBROSIO 98A, finding  $f(z) = G_F m_K^2 (a_+ + b_+ z) + W_{\pi\pi}(z)$ ,  $a_+ = -0.575 \pm 0.039$ ,  $b_+ = -0.813 \pm 0.145$ .
- <sup>3</sup> PARK 02 “ $\pm$ ” result comes from combining  $K^+ \rightarrow \pi^+ \mu^+ \mu^-$  and  $K^- \rightarrow \pi^- \mu^+ \mu^-$ , assuming  $CP$  is conserved.
- <sup>4</sup> MA 00 establishes vector nature of this decay and determines form factor  $f(z) = f_0 (1 + \delta z)$ ,  $z = (M_{\mu\mu}/m_K)^2$ ,  $\delta = 2.45^{+1.30}_{-0.95}$ .
- <sup>5</sup> ADLER 97C gives systematic error  $0.7 \times 10^{-8}$  and theoretical uncertainty  $0.6 \times 10^{-8}$ , which we combine in quadrature to obtain our second error.

$\Gamma(\pi^+ \nu \bar{\nu})/\Gamma_{\text{total}}$

$\Gamma_{39}/\Gamma$

Test for  $\Delta S = 1$  weak neutral current. Allowed by higher-order electroweak interactions. Branching ratio values are extrapolated from the momentum or energy regions shown in the comments assuming Standard Model phase space except for those labeled “Scalar” or “Tensor” to indicate the assumed non-Standard-Model interaction.

VALUE (units $10^{-10}$ )	CL%	EVTS	DOCUMENT ID	TECN	CHG	COMMENT
<b>1.14<sup>+0.40</sup><sub>-0.33</sub></b>						<b>OUR AVERAGE</b>
1.06 <sup>+0.41</sup> <sub>-0.35</sub>		20	1 CORTINA-GIL 21B	NA62	+	
1.73 <sup>+1.15</sup> <sub>-1.05</sub>		7	2 ARTAMONOV 08	B949	+	140 < P <sub>π</sub> < 199 MeV, 211 < P <sub>π</sub> < 229 MeV
● ● ● We do not use the following data for averages, fits, limits, etc. ● ● ●						
0.48 <sup>+0.72</sup> <sub>-0.48</sub>			3 CORTINA-GIL 20C	NA62	+	
< 11	90	1	4 CORTINA-GIL 19B	NA62	+	decay-in-flight
7.89 <sup>+9.26</sup> <sub>-5.10</sub>		3	5 ARTAMONOV 08	B949	+	140 < P <sub>π</sub> < 199 MeV
< 22	90	1	6 ADLER 04	B787	+	211 < P <sub>π</sub> < 229 MeV
< 27	90		ADLER 04	B787	+	Scalar
< 18	90		ADLER 04	B787	+	Tensor
1.47 <sup>+1.30</sup> <sub>-0.89</sub>		3	7 ANISIMOVSK...04	B949	+	211 < P <sub>π</sub> < 229 MeV
1.57 <sup>+1.75</sup> <sub>-0.82</sub>		2	ADLER 02	B787	+	P <sub>π</sub> > 211 MeV/c
< 42	90	1	ADLER 02C	B787	+	140 < P <sub>π</sub> < 195 MeV
< 47	90		8 ADLER 02C	B787	+	Scalar
< 25	90		8 ADLER 02C	B787	+	Tensor
1.5 <sup>+3.4</sup> <sub>-1.2</sub>		1	ADLER 00	B787		In ADLER 02
4.2 <sup>+9.7</sup> <sub>-3.5</sub>		1	ADLER 97	B787		
< 24	90		ADLER 96	B787		
< 75	90		ATIYA 93	B787	+	T(π) 115–127 MeV
< 52	90		9 ATIYA 93	B787	+	
< 170	90	0	ATIYA 93B	B787	+	T(π) 60–100 MeV

< 340                    90                    ATIYA                    90 B787 +  
 <1400                    90                    ASANO                    81B CNTR +     $T(\pi)$  116–127 MeV

<sup>1</sup> CORTINA-GIL 21B analysis of the NA62 data taken in 2016–2018 observed 20 candidate events with an expected background of 7 events. The achieved single event sensitivity is  $(0.839 \pm 0.054) \times 10^{-11}$ . The quoted branching ratio includes result from CORTINA-GIL 20C which observed two candidate events. This provides evidence for the very rare  $K^+ \rightarrow \pi^+ \nu \bar{\nu}$  decay, observed with a significance of  $3.4 \sigma$ . Search for a feebly interacting scalar or pseudo-scalar particle  $X$  in the decay  $K^+ \rightarrow \pi^+ X$  was performed and an upper limit from  $< 3 \times 10^{-11}$  to  $< 6 \times 10^{-11}$  at the 90% C.L. was set for an invisible particle with a mass of 0–110 MeV/ $c^2$  and  $< 1 \times 10^{-11}$  for mass of 160–260 MeV/ $c^2$ .

<sup>2</sup> Value obtained combining ANISIMOVSKY 04, ADLER 04, and the present ARTAMONOV 08 results.

<sup>3</sup> CORTINA-GIL 20C analysis of the NA62 data taken in 2017 observed two candidate events with an expected background of 1.5 events. The achieved single event sensitivity is  $(0.389 \pm 0.024) \times 10^{-10}$ . The quoted branching ratio includes result from CORTINA-GIL 19B which observed one candidate event. The corresponding upper limit  $B(K^+ \rightarrow \pi^+ \nu \bar{\nu}) < 1.78 \times 10^{-10}$  at 90% C.L. Superseded by CORTINA-GIL 21B.

<sup>4</sup> Based on a sample of  $1.21 \times 10^{11}$   $K^+$  decays collected in 2016. One signal candidate is observed while the expected background is 0.152 events. The single-event-sensitivity is estimated to be  $3.15 \times 10^{-10}$ .

<sup>5</sup> Observed 3 events with an estimated background of  $0.93 \pm 0.17^{+0.32}_{-0.24}$ . Signal-to-background ratio for each of these 3 events is 0.20, 0.42, and 0.47.

<sup>6</sup> Value obtained combining the previous result ADLER 02C with 1 event and the present result with 0 events to obtain an expected background  $1.22 \pm 0.24$  events and 1 event observed.

<sup>7</sup> Value obtained combining the previous E787 result ADLER 02 with 2 events and the present E949 with 1 event. The additional event has a signal-to-background ratio 0.9. Superseded by ARTAMONOV 08.

<sup>8</sup> Superseded by ADLER 04.

<sup>9</sup> Combining ATIYA 93 and ATIYA 93B results. Superseded by ADLER 96.

**$\Gamma(\pi^+ \pi^0 \nu \bar{\nu})/\Gamma_{\text{total}}$   $\Gamma_{40}/\Gamma$**

Test for  $\Delta S = 1$  weak neutral current. Allowed by higher-order electroweak interactions.

VALUE (units $10^{-5}$ )	CL%	DOCUMENT ID	TECN
<b>&lt;4.3</b>	90	<sup>1</sup> ADLER 01	SPEC

<sup>1</sup> Search region defined by  $90 \text{ MeV}/c < P_{\pi^+} < 188 \text{ MeV}/c$  and  $135 \text{ MeV} < E_{\pi^0} < 180 \text{ MeV}$ .

**$\Gamma(\mu^- \nu_e e^+ e^+)/\Gamma(\pi^+ \pi^- e^+ \nu_e)$   $\Gamma_{41}/\Gamma_6$**

Test of lepton family number conservation.

VALUE (units $10^{-3}$ )	CL%	EVTS	DOCUMENT ID	TECN	CHG
<b>&lt;0.5</b>	90	0	<sup>1</sup> DIAMANT-...	76	SPEC +

<sup>1</sup> DIAMANT-BERGER 76 quotes this result times our 1975  $\pi^+ \pi^- e \nu$  BR ratio.

**$\Gamma(\mu^+ \nu_e)/\Gamma_{\text{total}}$   $\Gamma_{42}/\Gamma$**

Forbidden by lepton family number conservation.

VALUE	CL%	EVTS	DOCUMENT ID	TECN	COMMENT
<b>&lt;0.004</b>	90	0	<sup>1</sup> LYONS 81	HLBC	200 GeV $K^+$ narrow band $\nu$ beam

• • • We do not use the following data for averages, fits, limits, etc. • • •

<0.012	90	<sup>1</sup> COOPER 82	HLBC	Wideband $\nu$ beam
--------	----	------------------------	------	---------------------

<sup>1</sup> COOPER 82 and LYONS 81 limits on  $\nu_e$  observation are here interpreted as limits on lepton family number violation in the absence of mixing.

$\Gamma(\pi^+ \mu^+ e^-)/\Gamma_{\text{total}}$   $\Gamma_{43}/\Gamma$

Test of lepton family number conservation.

VALUE (units $10^{-10}$ )	CL%	DOCUMENT ID	TECN	CHG
<b>&lt;0.13</b>	90	<sup>1</sup> SHER	05	RVUE +

• • • We do not use the following data for averages, fits, limits, etc. • • •

<0.21	90	SHER	05	B865 +
<0.39	90	APPEL	00	B865 +
<2.1	90	LEE	90	SPEC +

<sup>1</sup>This result combines SHER 05 1998 data, APPEL 00 1996 data, and data from BERGMAN 97 and PISLAK 97 theses, all from BNL-E865, with LEE 90 BNL-E777 data.

$\Gamma(\pi^+ \mu^- e^+)/\Gamma_{\text{total}}$   $\Gamma_{44}/\Gamma$

Test of lepton family number conservation.

VALUE	CL%	DOCUMENT ID	TECN	CHG
<b>&lt; 6.6 × 10<sup>-11</sup></b>	90	ALIBERTI	21	NA62 +

• • • We do not use the following data for averages, fits, limits, etc. • • •

< 5.2 × 10 <sup>-10</sup>	90	APPEL	00B	B865 +
<70 × 10 <sup>-10</sup>	90	<sup>1</sup> DIAMANT-...	76	SPEC +

<sup>1</sup>Measurement actually applies to the sum of the  $\pi^+ \mu^- e^+$  and  $\pi^- \mu^+ e^+$  modes.

$\Gamma(\pi^- \mu^+ e^+)/\Gamma_{\text{total}}$   $\Gamma_{45}/\Gamma$

Test of total lepton number conservation.

VALUE	CL%	DOCUMENT ID	TECN	CHG
<b>&lt; 4.2 × 10<sup>-11</sup></b>	90	ALIBERTI	21	NA62 +

• • • We do not use the following data for averages, fits, limits, etc. • • •

< 5.0 × 10 <sup>-10</sup>	90	APPEL	00B	B865 +
<70 × 10 <sup>-10</sup>	90	<sup>1</sup> DIAMANT-...	76	SPEC +

<sup>1</sup>Measurement actually applies to the sum of the  $\pi^+ \mu^- e^+$  and  $\pi^- \mu^+ e^+$  modes.

$\Gamma(\pi^- e^+ e^+)/\Gamma_{\text{total}}$   $\Gamma_{46}/\Gamma$

Test of total lepton number conservation.

VALUE	CL%	DOCUMENT ID	TECN	CHG	COMMENT
<b>&lt;5.3 × 10<sup>-11</sup></b>	90	<sup>1</sup> CORTINA-GIL	22	NA62 +	decay-in-flight

• • • We do not use the following data for averages, fits, limits, etc. • • •

<2.2 × 10 <sup>-10</sup>	90	<sup>2</sup> CORTINA-GIL	19A	NA62 +	decay-in-flight
<6.4 × 10 <sup>-10</sup>	90	APPEL	00B	B865 +	
<9.2 × 10 <sup>-9</sup>	90	DIAMANT-...	76	SPEC +	
<1.5 × 10 <sup>-5</sup>		CHANG	68	HBC -	

<sup>1</sup>CORTINA-GIL 22 uses the complete dataset collected by the NA62 experiment at CERN from 2016 to 2018. Supersedes CORTINA-GIL 19A.

<sup>2</sup>CORTINA-GIL 19A results are obtained with 2017 data. Superseded by CORTINA-GIL 22

$\Gamma(\pi^- \mu^+ \mu^+)/\Gamma_{\text{total}}$   $\Gamma_{47}/\Gamma$

Forbidden by total lepton number conservation.

VALUE	CL%	DOCUMENT ID	TECN	CHG	COMMENT
<b>&lt;4.2 × 10<sup>-11</sup></b>	90	<sup>1</sup> CORTINA-GIL	19A	NA62 +	decay-in-flight

• • • We do not use the following data for averages, fits, limits, etc. • • •

<8.6 × 10 <sup>-11</sup>	90	<sup>2</sup> BATLEY	17	NA48 ±	
<1.1 × 10 <sup>-9</sup>	90	BATLEY	11A	NA48 ±	

$<3.0 \times 10^{-9}$	90	APPEL	00B	B865	+
$<1.5 \times 10^{-4}$	90	<sup>3</sup> LITTENBERG	92	HBC	

<sup>1</sup>CORTINA-GIL 19A results are obtained with 2017 data.

<sup>2</sup>BATLEY 17 result is based on data taken in 2003 to 2004. Limits for two-body resonance  $X$  in  $K^\pm \rightarrow \pi\mu\mu$  decays are also reported.

<sup>3</sup>LITTENBERG 92 is from retroactive data analysis of CHANG 68 bubble chamber data.

### $\Gamma(\pi^- \pi^0 e^+ e^+)/\Gamma_{\text{total}}$ $\Gamma_{48}/\Gamma$

Test of total lepton number conservation.

<u>VALUE</u>	<u>CL%</u>	<u>DOCUMENT ID</u>	<u>TECN</u>	<u>CHG</u>	<u>COMMENT</u>
<b><math>&lt;8.5 \times 10^{-10}</math></b>	90	<sup>1</sup> CORTINA-GIL 22	NA62	+	decay-in-flight

<sup>1</sup>CORTINA-GIL 22 uses the complete dataset collected by the NA62 experiment at CERN from 2016 to 2018.

### $\Gamma(\mu^+ \bar{\nu}_e)/\Gamma_{\text{total}}$ $\Gamma_{49}/\Gamma$

Forbidden by total lepton number conservation.

<u>VALUE (units <math>10^{-3}</math>)</u>	<u>CL%</u>	<u>DOCUMENT ID</u>	<u>TECN</u>	<u>COMMENT</u>
<b><math>&lt;3.3</math></b>	90	<sup>1</sup> COOPER 82	HLBC	Wideband $\nu$ beam

<sup>1</sup>COOPER 82 limit on  $\bar{\nu}_e$  observation is here interpreted as a limit on lepton number violation in the absence of mixing.

### $\Gamma(\pi^0 e^+ \bar{\nu}_e)/\Gamma_{\text{total}}$ $\Gamma_{50}/\Gamma$

Forbidden by total lepton number conservation.

<u>VALUE</u>	<u>CL%</u>	<u>DOCUMENT ID</u>	<u>TECN</u>	<u>COMMENT</u>
<b><math>&lt;0.003</math></b>	90	<sup>1</sup> COOPER 82	HLBC	Wideband $\nu$ beam

<sup>1</sup>COOPER 82 limit on  $\bar{\nu}_e$  observation is here interpreted as a limit on lepton number violation in the absence of mixing.

### $\Gamma(\pi^+ \gamma)/\Gamma_{\text{total}}$ $\Gamma_{51}/\Gamma$

Violates angular momentum conservation and gauge invariance. Current interest in this decay is as a search for non-commutative space-time effects as discussed in ARTAMONOV 05 and for exotic physics such as a vacuum expectation value of a new vector field, non-local Superstring effects, or departures from Lorentz invariance, as discussed in ADLER 02B.

<u>VALUE</u>	<u>CL%</u>	<u>DOCUMENT ID</u>	<u>TECN</u>	<u>CHG</u>
<b><math>&lt; 2.3 \times 10^{-9}</math></b>	90	ARTAMONOV 05	B949	+

• • • We do not use the following data for averages, fits, limits, etc. • • •

$< 360 \times 10^{-9}$	90	ADLER	02B	B787	+
$<1400 \times 10^{-9}$	90	ASANO	82	CNTR	+
$<4000 \times 10^{-9}$	90	<sup>1</sup> KLEMS	71	OSPK	+

<sup>1</sup>Test of model of Selleri, Nuovo Cimento **60A** 291 (1969).

## CPT VIOLATION TESTS IN $K^\pm$ DECAYS

$$\Delta = (\Gamma(K^+) - \Gamma(K^-)) / (\Gamma(K^+) + \Gamma(K^-))$$

### $\Delta(K^\pm \rightarrow \mu^\pm \nu_\mu)$ RATE DIFFERENCE/SUM

<u>VALUE (%)</u>	<u>DOCUMENT ID</u>	<u>TECN</u>
<b><math>-0.27 \pm 0.21</math></b>	FORD	67 CNTR

### $\Delta(K^\pm \rightarrow \pi^\pm \pi^0)$ RATE DIFFERENCE/SUM

<u>VALUE (%)</u>	<u>DOCUMENT ID</u>	<u>TECN</u>
<b>0.4±0.6</b>	HERZO 69	OSPK

### CP VIOLATION TESTS IN $K^\pm$ DECAYS

$$\Delta = (\Gamma(K^+) - \Gamma(K^-)) / (\Gamma(K^+) + \Gamma(K^-))$$

### $\Delta(K^\pm \rightarrow \pi^\pm e^+ e^-)$ RATE DIFFERENCE/SUM

<u>VALUE (units <math>10^{-2}</math>)</u>	<u>DOCUMENT ID</u>	<u>TECN</u>
<b>-2.2±1.5±0.6</b>	<sup>1</sup> BATLEY 09	NA48

<sup>1</sup> This implies an upper limit of  $2.1 \times 10^{-2}$  at 90% CL.

### $\Delta(K^\pm \rightarrow \pi^\pm \mu^+ \mu^-)$ RATE DIFFERENCE/SUM

<u>VALUE</u>	<u>DOCUMENT ID</u>	<u>TECN</u>
<b>0.010±0.023 OUR AVERAGE</b>		
0.011±0.023	<sup>1</sup> BATLEY 11A	NA48
-0.02 ±0.11 ±0.04	PARK 02	HYCP

<sup>1</sup> This corresponds to the asymmetry upper limit of  $< 2.9 \times 10^{-2}$  at 90% CL.

### $\Delta(K^\pm \rightarrow \pi^\pm \pi^0 \gamma)$ RATE DIFFERENCE/SUM

<u>VALUE (units <math>10^{-3}</math>)</u>	<u>EVTS</u>	<u>DOCUMENT ID</u>	<u>TECN</u>	<u>CHG</u>	<u>COMMENT</u>
<b>0.0± 1.2 OUR AVERAGE</b>					
0.0± 1.0±0.6	1M	<sup>1</sup> BATLEY 10A	NA48		
4 ±29	2461	SMITH 76	WIRE ±		$E_\pi$ 55–90 MeV
5 ±20	4000	ABRAMS 73B	ASPK ±		$E_\pi$ 51–100 MeV

<sup>1</sup> This value implies the upper bound for this asymmetry  $1.5 \times 10^{-3}$  at 90% CL.

### $\Delta(K^\pm \rightarrow \pi^\pm \pi^+ \pi^-)$ RATE DIFFERENCE/SUM

<u>VALUE (%)</u>	<u>EVTS</u>	<u>DOCUMENT ID</u>	<u>TECN</u>	<u>CHG</u>
<b>0.04±0.06</b>		<sup>1</sup> FORD 70	ASPK	
● ● ● We do not use the following data for averages, fits, limits, etc. ● ● ●				
-0.01±0.08		<sup>2</sup> SMITH 73	ASPK ±	
0.05±0.07	3.2M	<sup>1</sup> FORD 70	ASPK	
-0.25±0.45		FLETCHER 67	OSPK	
-0.02±0.11		<sup>1</sup> FORD 67	CNTR	

<sup>1</sup> First FORD 70 value is second FORD 70 combined with FORD 67.

<sup>2</sup> SMITH 73 value of  $K^\pm \rightarrow \pi^\pm \pi^+ \pi^-$  rate difference is derived from SMITH 73 value of  $K^\pm \rightarrow \pi^\pm 2\pi^0$  rate difference.

### $\Delta(K^\pm \rightarrow \pi^\pm \pi^0 \pi^0)$ RATE DIFFERENCE/SUM

<u>VALUE (%)</u>	<u>EVTS</u>	<u>DOCUMENT ID</u>	<u>TECN</u>	<u>CHG</u>
<b>-0.02±0.28 OUR AVERAGE</b>				
0.04±0.29		SMITH 73	ASPK ±	
-0.6 ±0.9	1802	HERZO 69	OSPK	

## T VIOLATION TESTS IN $K^+$ AND $K^-$ DECAYS

### $P_T$ in $K^+ \rightarrow \pi^0 \mu^+ \nu_\mu$

T-violating muon polarization. Sensitive to new sources of  $CP$  violation beyond the Standard Model.

<u>VALUE (units <math>10^{-3}</math>)</u>	<u>EVTS</u>	<u>DOCUMENT ID</u>	<u>TECN</u>	<u>CHG</u>
<b><math>-1.7 \pm 2.3 \pm 1.1</math></b>		<sup>1</sup> ABE	04F K246	+

• • • We do not use the following data for averages, fits, limits, etc. • • •

$-4.2 \pm 4.9 \pm 0.9$	3.9M	ABE	99S K246	+
------------------------	------	-----	----------	---

<sup>1</sup> Includes three sets of data: 96-97 (ABE 99S), 98, and 99-00 totaling about three times the ABE 99S data sample. Corresponds to  $P_T < 5.0 \times 10^{-3}$  at 90% CL.

### $P_T$ in $K^+ \rightarrow \mu^+ \nu_\mu \gamma$

T-violating muon polarization. Sensitive to new sources of  $CP$  violation beyond the Standard Model.

<u>VALUE (units <math>10^{-2}</math>)</u>	<u>EVTS</u>	<u>DOCUMENT ID</u>	<u>TECN</u>	<u>CHG</u>
<b><math>-0.64 \pm 1.85 \pm 0.10</math></b>	114k	<sup>1</sup> ANISIMOVSK..03	K246	+

<sup>1</sup> Muons stopped and polarization measured from decay to positrons.

### $\text{Im}(\xi)$ in $K^+ \rightarrow \pi^0 \mu^+ \nu_\mu$ DECAY (from transverse $\mu$ pol.)

Test of  $T$  reversal invariance.

<u>VALUE</u>	<u>EVTS</u>	<u>DOCUMENT ID</u>	<u>TECN</u>	<u>CHG</u>	<u>COMMENT</u>
<b><math>-0.006 \pm 0.008</math> OUR AVERAGE</b>					

$-0.0053 \pm 0.0071 \pm 0.0036$		<sup>1</sup> ABE	04F K246	+	
---------------------------------	--	------------------	----------	---	--

$-0.016 \pm 0.025$	20M	CAMPBELL	81 CNTR	+	Pol.
--------------------	-----	----------	---------	---	------

• • • We do not use the following data for averages, fits, limits, etc. • • •

$-0.013 \pm 0.016 \pm 0.003$	3.9M	ABE	99S CNTR	+	$p_T K^+$ at rest
------------------------------	------	-----	----------	---	-------------------

<sup>1</sup> Includes three sets of data: 96-97 (ABE 99S), 98, and 99-00 totaling about three times the ABE 99S data sample. Corresponds to  $\text{Im}(\xi) < 0.016$  at 90% CL.

## DALITZ PLOT PARAMETERS FOR $K \rightarrow 3\pi$ DECAYS

Revised 1999 by T.G. Trippe (LBNL).

The Dalitz plot distribution for  $K^\pm \rightarrow \pi^\pm \pi^\pm \pi^\mp$ ,  $K^\pm \rightarrow \pi^0 \pi^0 \pi^\pm$ , and  $K_L^0 \rightarrow \pi^+ \pi^- \pi^0$  can be parameterized by a series expansion such as that introduced by Weinberg [1]. We use the form

$$\begin{aligned}
 |M|^2 \propto & 1 + g \frac{(s_3 - s_0)}{m_{\pi^+}^2} + h \left[ \frac{s_3 - s_0}{m_{\pi^+}^2} \right]^2 \\
 & + j \frac{(s_2 - s_1)}{m_{\pi^+}^2} + k \left[ \frac{s_2 - s_1}{m_{\pi^+}^2} \right]^2 \\
 & + f \frac{(s_2 - s_1)(s_3 - s_0)}{m_{\pi^+}^2} + \dots, \tag{1}
 \end{aligned}$$

where  $m_{\pi^+}^2$  has been introduced to make the coefficients  $g$ ,  $h$ ,  $j$ , and  $k$  dimensionless, and

$$s_i = (P_K - P_i)^2 = (m_K - m_i)^2 - 2m_K T_i, \quad i = 1, 2, 3,$$

$$s_0 = \frac{1}{3} \sum_i s_i = \frac{1}{3}(m_K^2 + m_1^2 + m_2^2 + m_3^2) .$$

Here the  $P_i$  are four-vectors,  $m_i$  and  $T_i$  are the mass and kinetic energy of the  $i^{th}$  pion, and the index 3 is used for the odd pion.

The coefficient  $g$  is a measure of the slope in the variable  $s_3$  (or  $T_3$ ) of the Dalitz plot, while  $h$  and  $k$  measure the quadratic dependence on  $s_3$  and  $(s_2 - s_1)$ , respectively. The coefficient  $j$  is related to the asymmetry of the plot and must be zero if  $CP$  invariance holds. Note also that if  $CP$  is good,  $g$ ,  $h$ , and  $k$  must be the same for  $K^+ \rightarrow \pi^+ \pi^+ \pi^-$  as for  $K^- \rightarrow \pi^- \pi^- \pi^+$ .

Since different experiments use different forms for  $|M|^2$ , in order to compare the experiments we have converted to  $g$ ,  $h$ ,  $j$ , and  $k$  whatever coefficients have been measured. Where such conversions have been done, the measured coefficient  $a_y$ ,  $a_t$ ,  $a_u$ , or  $a_v$  is given in the comment at the right. For definitions of these coefficients, details of this conversion, and discussion of the data, see the April 1982 version of this note [2].

## References

1. S. Weinberg, Phys. Rev. Lett. **4**, 87 (1960).
2. Particle Data Group, Phys. Lett. **111B**, 69 (1982).

### ENERGY DEPENDENCE OF $K^\pm$ DALITZ PLOT

$$|\text{matrix element}|^2 = 1 + gu + hu^2 + kv^2$$

where  $u = (s_3 - s_0) / m_\pi^2$  and  $v = (s_2 - s_1) / m_\pi^2$

### LINEAR COEFFICIENT $g$ FOR $K^\pm \rightarrow \pi^\pm \pi^+ \pi^-$

Some experiments use Dalitz variables  $x$  and  $y$ . In the comments we give  $a_y =$  coefficient of  $y$  term. See note above on "Dalitz Plot Parameters for  $K \rightarrow 3\pi$



Decays." For discussion of the conversion of  $a_y$  to  $g$ , see the earlier version of the same note in the *Review* published in Physics Letters **111B** 70 (1982).

<u>VALUE</u>	<u>EVTS</u>	<u>DOCUMENT ID</u>	<u>TECN</u>	<u>CHG</u>	<u>COMMENT</u>
<b>-0.21134±0.00017</b>	471M	<sup>1</sup> BATLEY	07B	NA48	±
● ● ● We do not use the following data for averages, fits, limits, etc. ● ● ●					
-0.2221 ±0.0065	225k	DEVAUX	77	SPEC	+ $a_y=.2814±.0082$
-0.199 ±0.008	81k	<sup>2</sup> LUCAS	73	HBC	- $a_y=0.252±0.011$
-0.2157 ±0.0028	750k	FORD	72	ASPK	+ $a_y=.2734±.0035$
-0.2186 ±0.0028	750k	FORD	72	ASPK	- $a_y=.2770±.0035$
-0.200 ±0.009	39819	<sup>3</sup> HOFFMASTER	72	HLBC	+
-0.196 ±0.012	17898	<sup>4</sup> GRAUMAN	70	HLBC	+ $a_y=0.228±0.030$
-0.193 ±0.010	50919	MAST	69	HBC	- $a_y=0.244±0.013$
-0.218 ±0.016	9994	<sup>5</sup> BUTLER	68	HBC	+ $a_y=0.277±0.020$
-0.190 ±0.023	5778	<sup>5,6</sup> MOSCOSO	68	HBC	- $a_y=0.242±0.029$
-0.22 ±0.024	5428	<sup>5,6</sup> ZINCHENKO	67	HBC	+ $a_y=0.28±0.03$
-0.220 ±0.035	1347	<sup>7</sup> FERRO-LUZZI	61	HBC	- $a_y=0.28±0.045$

<sup>1</sup> Final state strong interaction and radiative corrections not included in the fit.

<sup>2</sup> Quadratic dependence is required by  $K_L^0$  experiments.

<sup>3</sup> HOFFMASTER 72 includes GRAUMAN 70 data.

<sup>4</sup> Emulsion data added — all events included by HOFFMASTER 72.

<sup>5</sup> Experiments with large errors not included in average.

<sup>6</sup> Also includes DBC events.

<sup>7</sup> No radiative corrections included.

### QUADRATIC COEFFICIENT $h$ FOR $K^\pm \rightarrow \pi^\pm \pi^+ \pi^-$

<u>VALUE (units <math>10^{-2}</math>)</u>	<u>EVTS</u>	<u>DOCUMENT ID</u>	<u>TECN</u>	<u>CHG</u>	
<b>1.848±0.040</b>	471M	<sup>1</sup> BATLEY	07B	NA48	±
● ● ● We do not use the following data for averages, fits, limits, etc. ● ● ●					
-0.06 ±1.43	225k	DEVAUX	77	SPEC	+
1.87 ±0.62	750k	FORD	72	ASPK	+
1.25 ±0.62	750k	FORD	72	ASPK	-
-0.9 ±1.4	39819	HOFFMASTER	72	HLBC	+
-0.1 ±1.2	50919	MAST	69	HBC	-

<sup>1</sup> Final state strong interaction and radiative corrections not included in the fit.

### QUADRATIC COEFFICIENT $k$ FOR $K^\pm \rightarrow \pi^\pm \pi^+ \pi^-$

<u>VALUE (units <math>10^{-3}</math>)</u>	<u>EVTS</u>	<u>DOCUMENT ID</u>	<u>TECN</u>	<u>CHG</u>	
<b>- 4.63± 0.14</b>	471M	<sup>1</sup> BATLEY	07B	NA48	±
● ● ● We do not use the following data for averages, fits, limits, etc. ● ● ●					
-20.5 ± 3.9	225k	DEVAUX	77	SPEC	+
- 7.5 ± 1.9	750k	FORD	72	ASPK	+
- 8.3 ± 1.9	750k	FORD	72	ASPK	-
-10.5 ± 4.5	39819	HOFFMASTER	72	HLBC	+
-14 ±12	50919	MAST	69	HBC	-

<sup>1</sup> Final state strong interaction and radiative corrections not included in the fit.

### $(g_+ - g_-) / (g_+ + g_-)$ FOR $K^\pm \rightarrow \pi^\pm \pi^+ \pi^-$

This is a *CP* violating asymmetry between linear coefficients  $g_+$  for  $K^+ \rightarrow \pi^+ \pi^+ \pi^-$  decay and  $g_-$  for  $K^- \rightarrow \pi^- \pi^+ \pi^-$  decay.

VALUE (units $10^{-4}$ )	EVTS	DOCUMENT ID	TECN
$-1.5 \pm 1.5 \pm 1.6$	3.1G	<sup>1</sup> BATLEY	07E NA48
$1.7 \pm 2.1 \pm 2.0$	1.7G	<sup>2</sup> BATLEY	06 NA48
$-70.0 \pm 53$	3.2M	FORD	70 ASPK

• • • We do not use the following data for averages, fits, limits, etc. • • •

<sup>1</sup> BATLEY 07E includes data from BATLEY 06. Uses quadratic parametrization and value  $g_+ + g_- = 2g$  from BATLEY 07B. This measurement neglects any possible charge asymmetries in higher order slope parameters  $h$  or  $k$ .

<sup>2</sup> This measurement neglects any possible charge asymmetries in higher order slope parameters  $h$  or  $k$ .

### LINEAR COEFFICIENT $g$ FOR $K^\pm \rightarrow \pi^\pm \pi^0 \pi^0$

Unless otherwise stated, all experiments include terms quadratic in  $(s_3 - s_0) / m_{\pi^+}^2$ . See note above on "Dalitz Plot Parameters for  $K \rightarrow 3\pi$  Decays."

See BATUSOV 98 for a discussion of the discrepancy between their result and others, especially BOLOTOV 86. At this time we have no way to resolve the discrepancy so we depend on the large scale factor as a warning.

VALUE	EVTS	DOCUMENT ID	TECN	CHG	COMMENT
<b><math>0.626 \pm 0.007</math> OUR AVERAGE</b>					
$0.6259 \pm 0.0043 \pm 0.0093$	493k	AKOPDZHAN..05B	TNF	$\pm$	
$0.627 \pm 0.004 \pm 0.010$	252k	<sup>1,2</sup> AJINENKO	03B	ISTR	$-$
• • • We do not use the following data for averages, fits, limits, etc. • • •					
$0.736 \pm 0.014 \pm 0.012$	33k	BATUSOV	98	SPEC	$+$
$0.582 \pm 0.021$	43k	BOLOTOV	86	CALO	$-$
$0.670 \pm 0.054$	3263	BRAUN	76B	HLBC	$+$
$0.630 \pm 0.038$	5635	SHEAFF	75	HLBC	$+$
$0.510 \pm 0.060$	27k	SMITH	75	WIRE	$+$
$0.67 \pm 0.06$	1365	AUBERT	72	HLBC	$+$
$0.544 \pm 0.048$	4048	DAVISON	69	HLBC	$+$ Also emulsion

<sup>1</sup> Measured using in-flight decays of the 25 GeV negative secondary beam.

<sup>2</sup> They form new world averages  $g_- = (0.617 \pm 0.018)$  and  $g_+ = (0.684 \pm 0.033)$  which give  $\Delta g_{\pi^0} = 0.051 \pm 0.028$ .

### QUADRATIC COEFFICIENT $h$ FOR $K^\pm \rightarrow \pi^\pm \pi^0 \pi^0$

VALUE	EVTS	DOCUMENT ID	TECN	CHG	COMMENT
<b><math>0.052 \pm 0.008</math> OUR AVERAGE</b>					
$0.0551 \pm 0.0044 \pm 0.0086$	493k	AKOPDZHAN..05B	TNF	$\pm$	
$0.046 \pm 0.004 \pm 0.012$	252k	<sup>1</sup> AJINENKO	03B	ISTR	$-$
• • • We do not use the following data for averages, fits, limits, etc. • • •					
$0.128 \pm 0.015 \pm 0.024$	33k	BATUSOV	98	SPEC	$+$
$0.037 \pm 0.024$	43k	BOLOTOV	86	CALO	$-$
$0.152 \pm 0.082$	3263	BRAUN	76B	HLBC	$+$
$0.041 \pm 0.030$	5635	SHEAFF	75	HLBC	$+$
$0.009 \pm 0.040$	27k	SMITH	75	WIRE	$+$
$-0.01 \pm 0.08$	1365	AUBERT	72	HLBC	$+$
$0.026 \pm 0.050$	4048	DAVISON	69	HLBC	$+$ Also emulsion

<sup>1</sup> Measured using in-flight decays of the 25 GeV negative secondary beam.

### QUADRATIC COEFFICIENT $k$ FOR $K^\pm \rightarrow \pi^\pm \pi^0 \pi^0$

VALUE	EVTS	DOCUMENT ID	TECN	CHG
<b>0.0054 ± 0.0035 OUR AVERAGE</b>				Error includes scale factor of 2.5.
0.0082 ± 0.0011 ± 0.0014	493k	AKOPDZHAN..05B	TNF	±
0.001 ± 0.001 ± 0.002	252k	<sup>1</sup> AJINENKO	03B ISTR	–
• • • We do not use the following data for averages, fits, limits, etc. • • •				
0.0197 ± 0.0045 ± 0.0029	33k	BATUSOV	98 SPEC	+

<sup>1</sup> Measured using in-flight decays of the 25 GeV negative secondary beam.

### $(g_+ - g_-) / (g_+ + g_-)$ FOR $K^\pm \rightarrow \pi^\pm \pi^0 \pi^0$

A nonzero value for this quantity indicates  $CP$  violation.

VALUE (units $10^{-4}$ )	EVTS	DOCUMENT ID	TECN
<b>1.8 ± 1.8 OUR AVERAGE</b>			
1.8 ± 1.7 ± 0.6	91.3M	<sup>1</sup> BATLEY	07E NA48
2 ± 18 ± 5	619k	<sup>2</sup> AKOPDZHAN..05	TNF
• • • We do not use the following data for averages, fits, limits, etc. • • •			
1.8 ± 2.2 ± 1.3	47M	<sup>3</sup> BATLEY	06A NA48

<sup>1</sup> BATLEY 07E includes data from BATLEY 06A. Uses quadratic parametrization and PDG 06 value  $g = 0.626 \pm 0.007$  to obtain  $g_+ - g_- = (2.2 \pm 2.1 \pm 0.7) \times 10^{-4}$ . Neglects any possible charge asymmetries in higher order slope parameters  $h$  or  $k$ .

<sup>2</sup> Asymmetry obtained assuming that  $g_+ + g_- = 2 \times 0.652$  (PDG 02) and that asymmetries in  $h$  and  $k$  are zero.

<sup>3</sup> Linear and quadratic slopes from PDG 04 are used. Any possible charge asymmetries in higher order slope parameters  $h$  or  $k$  are neglected.

### ALTERNATIVE PARAMETRIZATIONS OF $K^\pm \rightarrow \pi^\pm \pi^0 \pi^0$ DALITZ PLOT

The following functional form for the matrix element suggested by  $\pi\pi$  rescattering in  $K^+ \rightarrow \pi^+ \pi^+ \pi^- \rightarrow \pi^+ \pi^0 \pi^0$  is used for this fit (CABIBBO 04A, CABIBBO 05): Matrix element =  $M_0 + M_1$  where  $M_0 = 1 + (1/2)g_0 u + (1/2)h' u^2 + (1/2)k_0 v^2$  with  $u = (s_3 - s_0)/(m_{\pi^+})^2$ ,  $v = (s_2 - s_1)/(m_{\pi^+})^2$  and where  $M_1$  takes into account the non-analytic piece due to  $\pi\pi$  rescattering amplitudes  $a_0$  and  $a_2$ ; The parameters  $g_0$  and  $h'$  are related to the parameters  $g$  and  $h$  of the matrix element squared given in the previous section by the approximations  $g_0 \sim g^{PDG}$  and  $h' \sim h^{PDG} - (g/2)^2$  and  $k_0 \sim k^{PDG}$ .

In addition, we also consider the effective field theory framework of COLANGELO 06A and BISSEGER 09 to extract  $g_{BB}$  and  $h_{BB}^l$ .

### LINEAR COEFFICIENT $g_0$ FOR $K^\pm \rightarrow \pi^\pm \pi^0 \pi^0$

VALUE	EVTS	DOCUMENT ID	TECN	CHG
<b>0.6525 ± 0.0009 ± 0.0033</b>	60M	<sup>1</sup> BATLEY	09A NA48	±
• • • We do not use the following data for averages, fits, limits, etc. • • •				
0.645 ± 0.004 ± 0.009	23M	<sup>2</sup> BATLEY	06B NA48	±

<sup>1</sup> This fit is obtained with the CABIBBO 05 matrix element in the  $2\pi^0$  invariant mass squared range  $0.074094 < m_{2\pi^0}^2 < 0.104244 \text{ GeV}^2$ . Electromagnetic corrections and CHPT constraints for  $\pi\pi$  phase shifts ( $a_0$  and  $a_2$ ) have been used. Also measured

$(a_0 - a_2) m_{\pi^+} = 0.2646 \pm 0.0021 \pm 0.0023$ , where  $k_0$  was kept fixed in the fit at  $-0.0099$ .

<sup>2</sup>Superseded by BATLEY 09A. This fit is obtained with the CABIBBO 05 matrix element in the  $2\pi^0$  invariant mass squared range  $0.074 \text{ GeV}^2 < m_{2\pi^0}^2 < 0.097 \text{ GeV}^2$ , assuming  $k = 0$  (no term proportional to  $(s_2 - s_1)^2$ ) and excluding the kinematic region around the cusp ( $m_{2\pi^0}^2 = (2m_{\pi^+})^2 \pm 0.000525 \text{ GeV}^2$ ). Also  $\pi$ - $\pi$  phase shifts  $a_0$  and  $a_2$  are measured:  $(a_0 - a_2) m_{\pi^+} = 0.268 \pm 0.010 \pm 0.004 \pm 0.013(\text{external})$  and  $a_2 m_{\pi^+} = -0.041 \pm 0.022 \pm 0.014$ .

### QUADRATIC COEFFICIENT $h'$ FOR $K^\pm \rightarrow \pi^\pm \pi^0 \pi^0$

VALUE	EVTS	DOCUMENT ID	TECN	CHG
<b><math>-0.0433 \pm 0.0008 \pm 0.0026</math></b>	60M	<sup>1</sup> BATLEY	09A NA48	$\pm$

• • • We do not use the following data for averages, fits, limits, etc. • • •

$-0.047 \pm 0.012 \pm 0.011$	23M	<sup>2</sup> BATLEY	06B NA48	$\pm$
------------------------------	-----	---------------------	----------	-------

<sup>1</sup>This fit is obtained with the CABIBBO 05 matrix element in the  $2\pi^0$  invariant mass squared range  $0.074094 < m_{2\pi^0}^2 < 0.104244 \text{ GeV}^2$ . Electromagnetic corrections and CHPT constraints for  $\pi\pi$  phase shifts ( $a_0$  and  $a_2$ ) have been used. Also measured  $(a_0 - a_2) m_{\pi^+} = 0.2646 \pm 0.0021 \pm 0.0023$ , where  $k_0$  was kept fixed in the fit at  $-0.0099$ .

<sup>2</sup>Superseded by BATLEY 09A. This fit is obtained with the CABIBBO 05 matrix element in the  $2\pi^0$  invariant mass squared range  $0.074 \text{ GeV}^2 < m_{2\pi^0}^2 < 0.097 \text{ GeV}^2$ , assuming  $k = 0$  (no term proportional to  $(s_2 - s_1)^2$ ) and excluding the kinematic region around the cusp ( $m_{2\pi^0}^2 = (2m_{\pi^+})^2 \pm 0.000525 \text{ GeV}^2$ ). Also  $\pi$ - $\pi$  phase shifts  $a_0$  and  $a_2$  are measured:  $(a_0 - a_2) m_{\pi^+} = 0.268 \pm 0.010 \pm 0.004 \pm 0.013(\text{external})$  and  $a_2 m_{\pi^+} = -0.041 \pm 0.022 \pm 0.014$ .

### QUADRATIC COEFFICIENT $k_0$ FOR $K^\pm \rightarrow \pi^\pm \pi^0 \pi^0$

VALUE	EVTS	DOCUMENT ID	TECN	CHG
<b><math>0.0095 \pm 0.00017 \pm 0.00048</math></b>	60M	<sup>1</sup> BATLEY	09A NA48	$\pm$

<sup>1</sup> Assumed  $a_2 m_{\pi^+} = -0.0044$  in the fit.

### LINEAR COEFFICIENT $g_{BB}$ FOR $K^\pm \rightarrow \pi^\pm \pi^0 \pi^0$

VALUE	EVTS	DOCUMENT ID	TECN	CHG
<b><math>0.6219 \pm 0.0009 \pm 0.0033</math></b>	60M	<sup>1</sup> BATLEY	09A NA48	$\pm$

<sup>1</sup>This fit is obtained using parametrizations of COLANGELO 06A and BISSEGGER 09 in the  $2\pi^0$  invariant mass squared range  $0.074094 < m_{2\pi^0}^2 < 0.104244 \text{ GeV}^2$ . Electromagnetic corrections and CHPT constraints for  $\pi\pi$  phase shifts ( $a_0$  and  $a_2$ ) have been used. Also measured  $(a_0 - a_2) m_{\pi^+} = 0.2633 \pm 0.0024 \pm 0.0024$ , where  $k_0$  was kept fixed in the fit at 0.0085.

### QUADRATIC COEFFICIENT $h'_{BB}$ FOR $K^\pm \rightarrow \pi^\pm \pi^0 \pi^0$

VALUE	EVTS	DOCUMENT ID	TECN	CHG
<b><math>-0.0520 \pm 0.0009 \pm 0.0026</math></b>	60M	<sup>1</sup> BATLEY	09A NA48	$\pm$

<sup>1</sup>This fit is obtained using parametrizations of COLANGELO 06A and BISSEGGER 09 in the  $2\pi^0$  invariant mass squared range  $0.074094 < m_{2\pi^0}^2 < 0.104244 \text{ GeV}^2$ . Electromagnetic corrections and CHPT constraints for  $\pi\pi$  phase shifts ( $a_0$  and  $a_2$ ) have been used. Also measured  $(a_0 - a_2) m_{\pi^+} = 0.2633 \pm 0.0024 \pm 0.0024$ , where  $k_0$  was kept fixed in the fit at 0.0085.

## $K_{e3}^{\pm}$ FORM FACTORS

In the form factor comments, the following symbols are used.

$f_+$  and  $f_-$  are form factors for the vector matrix element.

$f_S$  and  $f_T$  refer to the scalar and tensor term.

$$f_0 = f_+ + f_- t / (m_{K^+}^2 - m_{\pi^0}^2).$$

$t$  = momentum transfer to the  $\pi$ .

$\lambda_+$  and  $\lambda_0$  are the linear expansion coefficients of  $f_+$  and  $f_0$ :

$$f_+(t) = f_+(0) (1 + \lambda_+ t / m_{\pi^+}^2)$$

For quadratic expansion

$$f_+(t) = f_+(0) (1 + \lambda'_+ t / m_{\pi^+}^2 + \frac{\lambda''_+}{2} t^2 / m_{\pi^+}^4)$$

as used by KTeV. If there is a non-vanishing quadratic term, then  $\lambda_+$  represents an average slope, which is then different from  $\lambda'_+$ .

NA48/2 and OKA quadratic expansion coefficients are converted with

$$\lambda'_+{}^{PDG} = \lambda'_+{}^{NA48/2} \text{ and } \lambda''_+{}^{PDG} = 2 \lambda''_+{}^{NA48/2}$$

$$\lambda'_+{}^{PDG} = \left(\frac{m_{\pi^+}}{m_{\pi^0}}\right)^2 \lambda'_+{}^{OKA} \text{ and}$$

$$\lambda''_+{}^{PDG} = 2 \left(\frac{m_{\pi^+}}{m_{\pi^0}}\right)^4 \lambda''_+{}^{OKA}$$

OKA linear expansion coefficients are converted with

$$\lambda_+{}^{PDG} = \left(\frac{m_{\pi^+}}{m_{\pi^0}}\right)^2 \lambda_+{}^{OKA} \text{ and } \lambda_0{}^{PDG} = \left(\frac{m_{\pi^+}}{m_{\pi^0}}\right)^2 \lambda_0{}^{OKA}$$

The pole parametrization is

$$f_+(t) = f_+(0) \left(\frac{M_V^2}{M_V^2 - t}\right)$$

$$f_0(t) = f_0(0) \left(\frac{M_S^2}{M_S^2 - t}\right)$$

where  $M_V$  and  $M_S$  are the vector and scalar pole masses.

The following abbreviations are used:

DP = Dalitz plot analysis.

PI =  $\pi$  spectrum analysis.

MU =  $\mu$  spectrum analysis.

POL =  $\mu$  polarization analysis.

BR =  $K_{\mu 3}^{\pm} / K_{e 3}^{\pm}$  branching ratio analysis.

E = positron or electron spectrum analysis.

RC = radiative corrections.

For previous  $\lambda'_+$  and  $\lambda''_+$  parametrizations used by NA48 (e.g. LAI 07A) and ISTR (e.g. YUSHCHENKO 04B) see PDG 18.

### $\lambda_+$ (LINEAR ENERGY DEPENDENCE OF $f_+$ IN $K_{e3}^{\pm}$ DECAY)

These results are for a linear expansion only. See the next section for fits including a quadratic term. For radiative correction of the  $K_{e3}^{\pm}$  Dalitz plot, see GINSBERG 67, BECHERRAWY 70, CIRIGLIANO 02, CIRIGLIANO 04, and ANDRE 07. Results labeled OUR FIT are discussed in the review " $K_{\ell 3}^{\pm}$  and  $K_{\ell 3}^0$  Form Factors" above. For

earlier, lower statistics results, see the 2004 edition of this review, Physics Letters **B592** 1 (2004).

<u>VALUE (units <math>10^{-2}</math>)</u>	<u>EVTS</u>	<u>DOCUMENT ID</u>	<u>TECN</u>	<u>CHG</u>	<u>COMMENT</u>
<b>2.959±0.025 OUR FIT</b>	Assuming $\mu$ -e universality				
<b>2.956±0.025 OUR AVERAGE</b>					
2.95 ±0.022±0.018	5.25M	YUSHCHENKO 18	OKA	+	
3.044±0.083±0.074	1.1M	AKOPDZANOV 09	TNF	±	
2.966±0.050±0.034	919k	<sup>1</sup> YUSHCHENKO 04B	ISTR	-	DP
2.78 ±0.26 ±0.30	41k	SHIMIZU 00	SPEC	+	DP
2.84 ±0.27 ±0.20	32k	<sup>2</sup> AKIMENKO 91	SPEC		PI, no RC
2.9 ±0.4	62k	<sup>3</sup> BOLOTOV 88	SPEC		PI, no RC
● ● ● We do not use the following data for averages, fits, limits, etc. ● ● ●					
3.06 ±0.09 ±0.06	550k	<sup>1,4</sup> AJINENKO 03c	ISTR	-	DP
2.93 ±0.15 ±0.2	130k	<sup>4</sup> AJINENKO 02	SPEC		DP

<sup>1</sup> Rescaled to agree with our conventions as noted above.

<sup>2</sup> AKIMENKO 91 state that radiative corrections would raise  $\lambda_+$  by 0.0013.

<sup>3</sup> BOLOTOV 88 state radiative corrections of GINSBERG 67 would raise  $\lambda_+$  by 0.002.

<sup>4</sup> Superseded by YUSHCHENKO 04B.

### $\lambda_+$ (LINEAR ENERGY DEPENDENCE OF $f_+$ IN $K_{\mu 3}^{\pm}$ DECAY)

Results labeled OUR FIT are discussed in the review “ $K_{\ell 3}^{\pm}$  and  $K_{\ell 3}^0$  Form Factors” above. For earlier, lower statistics results, see the 2004 edition of this review, Physics Letters **B592** 1 (2004).

<u>VALUE (units <math>10^{-2}</math>)</u>	<u>EVTS</u>	<u>DOCUMENT ID</u>	<u>TECN</u>	<u>CHG</u>	<u>COMMENT</u>
<b>2.959±0.025 OUR FIT</b>	Assuming $\mu$ -e universality				
<b>3.09 ±0.25 OUR FIT</b>	Error includes scale factor of 1.5. Not assuming $\mu$ -e universality				
2.96 ±0.14 ±0.10	540k	<sup>1</sup> YUSHCHENKO04	ISTR	-	DP
● ● ● We do not use the following data for averages, fits, limits, etc. ● ● ●					
3.21 ±0.45	112k	<sup>2</sup> AJINENKO 03	ISTR	-	DP

<sup>1</sup> Rescaled to agree with our conventions as noted above.

<sup>2</sup> Superseded by YUSHCHENKO 04.

### $\lambda_0$ (LINEAR ENERGY DEPENDENCE OF $f_0$ IN $K_{\mu 3}^{\pm}$ DECAY)

Results labeled OUR FIT are discussed in the review “ $K_{\ell 3}^{\pm}$  and  $K_{\ell 3}^0$  Form Factors” above. For earlier, lower statistics results, see the 2004 edition of this review, Physics Letters **B592** 1 (2004).

<u>VALUE (units <math>10^{-2}</math>)</u>	<u><math>d\lambda_0/d\lambda_+</math></u>	<u>EVTS</u>	<u>DOCUMENT ID</u>	<u>TECN</u>	<u>CHG</u>	<u>COMMENT</u>
<b>1.76 ±0.25 OUR FIT</b>	Error includes scale factor of 2.7. Assuming $\mu$ -e universality					
<b>1.73 ±0.27 OUR FIT</b>	Error includes scale factor of 2.6. Not assuming $\mu$ -e universality					
1.420±0.114±0.107		2.3M	<sup>1</sup> BATLEY 18	NA48	±	
1.96 ±0.12 ±0.06	-0.348	540k	<sup>2</sup> YUSHCHENKO04	ISTR	-	DP
● ● ● We do not use the following data for averages, fits, limits, etc. ● ● ●						
2.09 ±0.45	-0.46	112k	<sup>3</sup> AJINENKO 03	ISTR	-	DP
1.9 ±0.64		24k	<sup>4</sup> HORIE 01	SPEC	+	BR
1.9 ±1.0	+0.03	55k	<sup>5</sup> HEINTZE 77	SPEC	+	BR

<sup>1</sup> Data collected in 2004 by NA48/2. Obtained from a fit with a quadratic vector form factor. Correlation coefficient with linear slope is 0.511, with quadratic slope is -0.513.

$\chi^2/NDF = 409.9/381$ . BATLEY 18 also performed a combined  $K_{e3}^\pm$  and  $K_{\mu3}^\pm$  fit assuming  $\mu - e$  universality and obtained  $(14.47 \pm 0.63 \pm 1.17) \times 10^{-3}$ .

<sup>2</sup> Rescaled to agree with our conventions as noted above.

<sup>3</sup> Superseded by YUSHCHENKO 04.

<sup>4</sup> HORIE 01 assumes  $\mu - e$  universality in  $K_{\ell3}^+$  decay and uses SHIMIZU 00 value  $\lambda = 0.0278 \pm 0.0040$  from  $K_{e3}^\pm$  decay.

<sup>5</sup> HEINTZE 77 uses  $\lambda_+ = 0.029 \pm 0.003$ .  $d\lambda_0/d\lambda_+$  estimated by us.

### $\lambda'_+$ (LINEAR $K_{e3}^\pm$ FORM FACTOR FROM QUADRATIC FIT)

VALUE (units $10^{-2}$ )	EVTS	DOCUMENT ID	TECN	CHG	COMMENT
<b>2.59 ± 0.04 OUR AVERAGE</b>					
2.426 ± 0.078 ± 0.130	4.4M	<sup>1</sup> BATLEY 18	NA48	±	
2.611 ± 0.035 ± 0.028	5.25M	YUSHCHENKO18	OKA	+	
2.485 ± 0.163 ± 0.034	919k	<sup>2,3</sup> YUSHCHENKO04B	ISTR	−	DP
• • • We do not use the following data for averages, fits, limits, etc. • • •					
3.07 ± 0.21	550k	<sup>2,4</sup> AJINENKO 03C	ISTR	−	DP

<sup>1</sup> Data collected in 2004 by NA48/2. Correlation coefficient with quadratic slope is  $-0.929$ .

$\chi^2/NDF = 569.1/687$ . BATLEY 18 also performed a combined  $K_{e3}^\pm$  and  $K_{\mu3}^\pm$  fit assuming  $\mu - e$  universality and obtained  $(24.24 \pm 0.75 \pm 1.3) \times 10^{-3}$ .

<sup>2</sup> Rescaled to agree with our conventions as noted above.

<sup>3</sup> YUSHCHENKO 04B  $\lambda'_+$  and  $\lambda''_+$  are strongly correlated with coefficient  $\rho(\lambda'_+, \lambda''_+) = -0.95$ .

<sup>4</sup> Superseded by YUSHCHENKO 04B.

### $\lambda''_+$ (QUADRATIC $K_{e3}^\pm$ FORM FACTOR)

VALUE (units $10^{-2}$ )	EVTS	DOCUMENT ID	TECN	CHG	COMMENT
<b>0.186 ± 0.021 OUR AVERAGE</b>					
0.164 ± 0.030 ± 0.039	4.4M	<sup>1</sup> BATLEY 18	NA48	±	
0.191 ± 0.019 ± 0.014	5.25M	YUSHCHENKO18	OKA	+	
0.192 ± 0.062 ± 0.071	919k	<sup>2,3</sup> YUSHCHENKO04B	ISTR	−	DP
• • • We do not use the following data for averages, fits, limits, etc. • • •					
−0.5 ± 0.7 ± 1.5	550k	<sup>2,4</sup> AJINENKO 03C	ISTR	−	DP

<sup>1</sup> Data collected in 2004 by NA48/2. Correlation coefficient with quadratic slope is  $-0.929$ .

$\chi^2/NDF = 569.1/687$ . BATLEY 18 also performed a combined  $K_{e3}^\pm$  and  $K_{\mu3}^\pm$  fit assuming  $\mu - e$  universality and obtained  $(1.67 \pm 0.29 \pm 0.41) \times 10^{-3}$ .

<sup>2</sup> Rescaled to agree with our conventions as noted above.

<sup>3</sup> YUSHCHENKO 04B  $\lambda'_+$  and  $\lambda''_+$  are strongly correlated with coefficient  $\rho(\lambda'_+, \lambda''_+) = -0.95$ .

<sup>4</sup> Superseded by YUSHCHENKO 04B.

### $\lambda'_+$ (LINEAR $K_{\mu3}^\pm$ FORM FACTOR FROM QUADRATIC FIT)

VALUE (units $10^{-3}$ )	EVTS	DOCUMENT ID	TECN	CHG	COMMENT
<b>24.27 ± 2.88 ± 2.89</b>	2.3M	<sup>1</sup> BATLEY 18	NA48	±	

<sup>1</sup> Data collected in 2004 by NA48/2. Correlation coefficient with quadratic slope is  $-0.974$ , with scalar slope is  $0.511$ .  $\chi^2/NDF = 409.9/381$ . BATLEY 18 also performed a combined  $K_{e3}^\pm$  and  $K_{\mu3}^\pm$  fit assuming  $\mu - e$  universality and obtained  $(24.24 \pm 0.75 \pm 1.3) \times 10^{-3}$ .

### $\lambda''_+$ (QUADRATIC $K_{\mu 3}^{\pm}$ FORM FACTOR)

<u>VALUE (units <math>10^{-3}</math>)</u>	<u>EVTS</u>	<u>DOCUMENT ID</u>	<u>TECN</u>	<u>CHG</u>
<b>1.83 ± 1.05 ± 1.09</b>	2.3M	<sup>1</sup> BATLEY	18 NA48	±

<sup>1</sup>Data collected in 2004 by NA48/2. Correlation coefficient with linear slope is  $-0.974$ , with scalar slope is  $0.513$ .  $\chi^2/NDF = 409.9/381$ . BATLEY 18 also performed a combined  $K_{e3}^{\pm}$  and  $K_{\mu 3}^{\pm}$  fit assuming  $\mu - e$  universality and obtained  $(1.67 \pm 0.29 \pm 0.41) \times 10^{-3}$ .

### $M_V$ (VECTOR POLE MASS FOR $K_{e3}^{\pm}$ DECAY)

See the review on  $K_{J3}^{\pm}$  and  $K_{J3}^0$  Form Factors for details.

<u>VALUE (MeV)</u>	<u>EVTS</u>	<u>DOCUMENT ID</u>	<u>TECN</u>	<u>CHG</u>
<b>890.3 ± 2.8 OUR AVERAGE</b>				
885.2 ± 3.3 ± 7.2	4.4M	<sup>1</sup> BATLEY	18 NA48	±
891 ± 3	5.25M	<sup>2</sup> YUSHCHENKO18	OKA	+

<sup>1</sup>Data collected in 2004 by NA48/2.  $\chi^2/NDF = 568.9/688$ . BATLEY 18 also performed a combined  $K_{e3}^{\pm}$  and  $K_{\mu 3}^{\pm}$  fit assuming  $\mu - e$  universality and obtained  $884.4 \pm 3.1 \pm 6.7$  MeV.

<sup>2</sup>Assumed no scalar or tensor contributions to the form factor.

### $M_V$ (VECTOR POLE MASS FOR $K_{\mu 3}^{\pm}$ DECAY)

<u>VALUE (MeV)</u>	<u>EVTS</u>	<u>DOCUMENT ID</u>	<u>TECN</u>	<u>CHG</u>
<b>878.4 ± 8.8 ± 8.3</b>	2.3M	<sup>1</sup> BATLEY	18 NA48	±

<sup>1</sup>Data collected in 2004 by NA48/2.  $\chi^2/NDF = 409.9/382$ . BATLEY 18 also performed a combined  $K_{e3}^{\pm}$  and  $K_{\mu 3}^{\pm}$  fit assuming  $\mu - e$  universality and obtained  $884.4 \pm 3.1 \pm 6.7$  MeV.

### $M_S$ (SCALAR POLE MASS FOR $K_{\mu 3}^{\pm}$ DECAY)

<u>VALUE (MeV)</u>	<u>EVTS</u>	<u>DOCUMENT ID</u>	<u>TECN</u>	<u>CHG</u>
<b>1214.8 ± 23.5 ± 49.2</b>	2.3M	<sup>1</sup> BATLEY	18 NA48	±

<sup>1</sup>Data collected in 2004 by NA48/2.  $\chi^2/NDF = 409.9/382$ . BATLEY 18 also performed a combined  $K_{e3}^{\pm}$  and  $K_{\mu 3}^{\pm}$  fit assuming  $\mu - e$  universality and obtained  $1208.3 \pm 21.2 \pm 47.5$  MeV.

### $\Lambda_+$ (DISPERSIVE VECTOR FORM FACTOR IN $K_{e3}^{\pm}$ DECAY)

See the review on  $K_{J3}^{\pm}$  and  $K_{J3}^0$  Form Factors for details.

<u>VALUE (units <math>10^{-2}</math>)</u>	<u>EVTS</u>	<u>DOCUMENT ID</u>	<u>TECN</u>	<u>CHG</u>
<b>2.460 ± 0.017 OUR AVERAGE</b>				
2.494 ± 0.021 ± 0.064	4.4M	<sup>1</sup> BATLEY	18 NA48	±
2.458 ± 0.018	5.25M	<sup>2</sup> YUSHCHENKO18	OKA	+

<sup>1</sup>Data collected in 2004 by NA48/2.  $\chi^2/NDF = 569.0/688$ . BATLEY 18 also performed a combined  $K_{e3}^{\pm}$  and  $K_{\mu 3}^{\pm}$  fit assuming  $\mu - e$  universality and obtained  $(24.99 \pm 0.20 \pm 0.62) \times 10^{-3}$ .

<sup>2</sup>Assumed no scalar or tensor contributions to the form factor.



## $\Lambda_+$ (DISPERSIVE VECTOR FORM FACTOR IN $K_{\mu 3}^{\pm}$ DECAY)

VALUE (units $10^{-3}$ )	EVTS	DOCUMENT ID	TECN	CHG
<b><math>25.36 \pm 0.58 \pm 0.72</math></b>	2.3M	<sup>1</sup> BATLEY	18 NA48	$\pm$

<sup>1</sup>Data collected in 2004 by NA48/2.  $\chi^2/NDF = 410.3/382$ . BATLEY 18 also performed a combined  $K_{e3}^{\pm}$  and  $K_{\mu 3}^{\pm}$  fit assuming  $\mu - e$  universality and obtained  $(24.99 \pm 0.20 \pm 0.62) \times 10^{-3}$ .

## $\ln(C)$ (DISPERSIVE SCALAR FORM FACTOR in $K_{\mu 3}^{\pm}$ decays)

VALUE (units $10^{-3}$ )	EVTS	DOCUMENT ID	TECN	CHG
<b><math>182.17 \pm 6.31 \pm 14.45</math></b>	2.3M	<sup>1</sup> BATLEY	18 NA48	$\pm$

<sup>1</sup>Data collected in 2004 by NA48/2. Combined fit with dispersive vector form factor  $\Lambda_+ = 25.36 \pm 0.58 \pm 0.72$ . Correlation coefficient is 0.104.  $\chi^2/NDF = 410.3/382$ . BATLEY 18 also performed a combined  $K_{e3}^{\pm}$  and  $K_{\mu 3}^{\pm}$  fit assuming  $\mu - e$  universality and obtained  $(183.65 \pm 5.92 \pm 14.25) \times 10^{-3}$ .

## $|f_S/f_+|$ FOR $K_{e3}^{\pm}$ DECAY

Ratio of scalar to  $f_+$  couplings.

VALUE (units $10^{-2}$ )	CL%	EVTS	DOCUMENT ID	TECN	CHG	COMMENT	
<b><math>-0.08^{+0.34}_{-0.40}</math></b>						<b>OUR AVERAGE</b>	
$0.01^{+0.38}_{-0.46}$		5.25M	YUSHCHENKO18	OKA	+	$\lambda'_+, \lambda''_+, f_S$ fit	
$-0.37^{+0.66}_{-0.56} \pm 0.41$		919k	YUSHCHENKO04B	ISTR	-	$\lambda'_+, \lambda''_+, f_S$ fit	
$0.2 \pm 2.6 \pm 1.4$		41k	SHIMIZU	00	SPEC	+	$\lambda_+, f_S, f_T$ fit
● ● ● We do not use the following data for averages, fits, limits, etc. ● ● ●							
$0.2^{+2.0}_{-2.2} \pm 0.3$		550k	<sup>1</sup> AJINENKO	03C	ISTR	-	$\lambda_+, f_S, f_T$ fit
$-1.9^{+2.5}_{-1.6}$		130k	<sup>1</sup> AJINENKO	02	SPEC		$\lambda_+, f_S$ fit
$7.0 \pm 1.6 \pm 1.6$		32k	AKIMENKO	91	SPEC		$\lambda_+, f_S, f_T, \phi$ fit
$0 \pm 10$		2827	<sup>2</sup> BRAUN	75	HLBC	+	
$< 13$	90	4017	CHIANG	72	OSPK	+	
$14^{+3}_{-4}$		2707	<sup>2</sup> STEINER	71	HLBC	+	$\lambda_+, f_S, f_T, \phi$ fit
$< 23$	90		BOTTERILL	68C	ASPK		
$< 18$	90		BELLOTTI	67B	HLBC		
$< 30$	95		KALMUS	67	HLBC	+	

<sup>1</sup>Superseded by YUSHCHENKO 04B.

<sup>2</sup>Statistical errors only.

## $|f_T/f_+|$ FOR $K_{e3}^{\pm}$ DECAY

Ratio of tensor to  $f_+$  couplings.

VALUE (units $10^{-2}$ )	EVTS	DOCUMENT ID	TECN	CHG	COMMENT	
<b><math>-1.2^{+1.3}_{-1.1}</math></b>					<b>OUR AVERAGE</b>	
$-1.24^{+1.6}_{-1.3}$	5.25M	YUSHCHENKO18	OKA	+	$\lambda'_+, \lambda''_+, f_T$ fit	
$-1.2 \pm 2.1 \pm 1.1$	919k	YUSHCHENKO04B	ISTR	-	$\lambda'_+, \lambda''_+, f_T$ fit	
$1 \pm 14 \pm 9$	41k	SHIMIZU	00	SPEC	+	$\lambda_+, f_S, f_T$ fit

• • • We do not use the following data for averages, fits, limits, etc. • • •

2.1	$\begin{matrix} + 6.4 \\ - 7.5 \end{matrix}$	$\pm 2.6$	550k	<sup>1</sup> AJINENKO	03C	ISTR	–	$\lambda_+$ , $f_S$ , $f_T$ fit
– 4.5	$\begin{matrix} + 6.0 \\ - 5.7 \end{matrix}$		130k	<sup>1</sup> AJINENKO	02	SPEC		$\lambda_+$ , $f_T$ fit
53	$\begin{matrix} + 9 \\ - 10 \end{matrix}$	$\pm 10$	32k	AKIMENKO	91	SPEC		$\lambda_+$ , $f_S$ , $f_T$ , $\phi$ fit

<sup>1</sup>Superseded by YUSHCHENKO 04B.

### $f_S/f_+$ FOR $K_{\mu 3}^{\pm}$ DECAY

Ratio of scalar to  $f_+$  couplings.

<u>VALUE (units <math>10^{-2}</math>)</u>	<u>EVTS</u>	<u>DOCUMENT ID</u>	<u>TECN</u>	<u>CHG</u>	<u>COMMENT</u>
<b>0.17±0.14±0.54</b>	540k	<sup>1</sup> YUSHCHENKO04	ISTR	–	DP

• • • We do not use the following data for averages, fits, limits, etc. • • •

0.4	$\pm 0.5$	$\pm 0.5$	112k	<sup>2</sup> AJINENKO	03	ISTR	–	DP
-----	-----------	-----------	------	-----------------------	----	------	---	----

<sup>1</sup>The second error is the theoretical error from the uncertainty in the chiral perturbation theory prediction for  $\lambda_0$ ,  $\pm 0.0053$ , combined in quadrature with the systematic error  $\pm 0.0009$ .

<sup>2</sup>The second error is the theoretical error from the uncertainty in the chiral perturbation theory prediction for  $\lambda_0$ . Superseded by YUSHCHENKO 04.

### $f_T/f_+$ FOR $K_{\mu 3}^{\pm}$ DECAY

Ratio of tensor to  $f_+$  couplings.

<u>VALUE (units <math>10^{-2}</math>)</u>	<u>EVTS</u>	<u>DOCUMENT ID</u>	<u>TECN</u>	<u>CHG</u>	<u>COMMENT</u>
<b>–0.07± 0.71±0.20</b>	540k	YUSHCHENKO04	ISTR	–	DP

• • • We do not use the following data for averages, fits, limits, etc. • • •

–2.1	$\pm 2.8$	$\pm 1.4$	112k	<sup>1</sup> AJINENKO	03	ISTR	–	DP
2	$\pm 12$		1585	BRAUN	75	HLBC		

<sup>1</sup>The second error is the theoretical error from the uncertainty in the chiral perturbation theory prediction for  $\lambda_0$ . Superseded by YUSHCHENKO 04.

## $K_{\ell 4}^{\pm}$ FORM FACTORS

Based on the parametrizations of AMOROS 99, the  $K_{\ell 4}^{\pm}$  form factors can be expressed as

$$F_s = f_s + f'_s q^2 + f''_s q^4 + f'_e S_e / 4m_\pi^2$$

$$F_p = f_p$$

$$G_p = g_p + g'_p q^2$$

$$H_p = h_p$$

where  $q^2 = (S_\pi / 4m_\pi^2) - 1$ ,  $S_\pi$  is the invariant mass squared of the dipion, and  $S_e$  is the invariant mass squared of the dilepton.

### $f_s$ FOR $K^\pm \rightarrow \pi^+ \pi^- e^\pm \nu$ DECAY

<u>VALUE</u>	<u>EVTS</u>	<u>DOCUMENT ID</u>	<u>TECN</u>	<u>CHG</u>
<b>5.712±0.032 OUR AVERAGE</b>				
5.705±0.003±0.035	1.1M	<sup>1</sup> BATLEY 12	NA48	±
5.75 ±0.02 ±0.08	400k	<sup>2</sup> PISLAK 03	B865	+

<sup>1</sup> BATLEY 12 uses data collected in 2003–2004. The result is obtained from a measurement of  $\Gamma(\pi^+ \pi^- e \nu) / \Gamma(\pi^+ \pi^- \pi^+)$  and assumed PDG 12 value of  $\Gamma(\pi^+ \pi^- \pi^+) / \Gamma = (5.59 \pm 0.04) \times 10^{-2}$ .

<sup>2</sup> Radiative corrections included. Using Roy equations and not including isospin breaking, PISLAK 03 obtains the following  $\pi\pi$  scattering lengths  $a_0^0 = 0.228 \pm 0.012 \pm 0.004^{+0.012}_{-0.016}$ (theor.) and  $a_0^2 = -0.0365 \pm 0.0023 \pm 0.0008^{+0.0031}_{-0.0026}$ (theor.).

### $f'_s/f_s$ FOR $K^\pm \rightarrow \pi^+ \pi^- e^\pm \nu$ DECAY

<u>VALUE (units 10<sup>-2</sup>)</u>	<u>EVTS</u>	<u>DOCUMENT ID</u>	<u>TECN</u>	<u>CHG</u>
<b>15.2±0.7±0.5</b>	1.13M	<sup>1</sup> BATLEY 10C	NA48	±
• • • We do not use the following data for averages, fits, limits, etc. • • •				
17.2±0.9±0.6	670k	<sup>2</sup> BATLEY 08A	NA48	±

<sup>1</sup> Radiative corrections included. Using Roy equations and including isospin breaking, BATLEY 10C obtains the following scattering lengths  $a_0^0 = 0.2220 \pm 0.0128 \pm 0.0050 \pm 0.0037$  (theor.),  $a_0^2 = -0.0432 \pm 0.0086 \pm 0.0034 \pm 0.0028$  (theor.). The correlation with  $f'_s/f_s = -0.954$  and with  $f'_e/f_s = 0.080$ . Supersedes BATLEY 08A.

<sup>2</sup> Radiative corrections included. Using Roy equations and not including isospin breaking, BATLEY 08A obtains the following  $\pi\pi$  scattering length  $a_0^0 = 0.233 \pm 0.016 \pm 0.007$   $a_0^2 = -0.0471 \pm 0.011 \pm 0.004$ .

### $f''_s/f_s$ FOR $K^\pm \rightarrow \pi^+ \pi^- e^\pm \nu$ DECAY

<u>VALUE (units 10<sup>-2</sup>)</u>	<u>EVTS</u>	<u>DOCUMENT ID</u>	<u>TECN</u>	<u>CHG</u>
<b>-7.3±0.7±0.6</b>	1.13M	<sup>1</sup> BATLEY 10C	NA48	±
• • • We do not use the following data for averages, fits, limits, etc. • • •				
-9.0±0.9±0.7	670k	<sup>2</sup> BATLEY 08A	NA48	±

<sup>1</sup> Radiative corrections included. Using Roy equations and including isospin breaking, BATLEY 10C obtains the following scattering lengths  $a_0^0 = 0.2220 \pm 0.0128 \pm 0.0050 \pm 0.0037$  (theor.),  $a_0^2 = -0.0432 \pm 0.0086 \pm 0.0034 \pm 0.0028$  (theor.). The correlation with  $f'_s/f_s = -0.954$  and with  $f'_e/f_s = 0.019$ . Supersedes BATLEY 08A.

<sup>2</sup> Radiative corrections included. Using Roy equations and not including isospin breaking, BATLEY 08A obtains the following  $\pi\pi$  scattering length  $a_0^0 = 0.233 \pm 0.016 \pm 0.007$   $a_0^2 = -0.0471 \pm 0.011 \pm 0.004$ .

### $f'_e/f_s$ FOR $K^\pm \rightarrow \pi^+ \pi^- e^\pm \nu$ DECAY

<u>VALUE (units 10<sup>-2</sup>)</u>	<u>EVTS</u>	<u>DOCUMENT ID</u>	<u>TECN</u>	<u>CHG</u>
<b>6.8±0.6±0.7</b>	1.13M	<sup>1</sup> BATLEY 10C	NA48	±
• • • We do not use the following data for averages, fits, limits, etc. • • •				
8.1±0.8±0.9	670k	<sup>2</sup> BATLEY 08A	NA48	±

<sup>1</sup> Radiative corrections included. Using Roy equations and including isospin breaking, BATLEY 10C obtains the following scattering lengths  $a_0^0 = 0.2220 \pm 0.0128 \pm 0.0050 \pm$

0.0037 (theor.),  $a_0^2 = -0.0432 \pm 0.0086 \pm 0.0034 \pm 0.0028$  (theor.). The correlation with  $f'_s/f_s = 0.080$  and with  $f''_s/f_s = 0.019$ . Supersedes BATLEY 08A.

<sup>2</sup>Radiative corrections included. Using Roy equations and not including isospin breaking, BATLEY 08A obtains the following  $\pi\pi$  scattering length  $a_0^0 = 0.233 \pm 0.016 \pm 0.007$   
 $a_0^2 = -0.0471 \pm 0.011 \pm 0.004$ .

### $f_p/f_s$ FOR $K^\pm \rightarrow \pi^+\pi^- e^\pm \nu$ DECAY

<u>VALUE (units <math>10^{-2}</math>)</u>	<u>EVTS</u>	<u>DOCUMENT ID</u>	<u>TECN</u>	<u>CHG</u>
<b><math>-4.8 \pm 0.3 \pm 0.4</math></b>	1.13M	<sup>1</sup> BATLEY	10C NA48	$\pm$

• • • We do not use the following data for averages, fits, limits, etc. • • •

$-4.8 \pm 0.4 \pm 0.4$	670k	<sup>2</sup> BATLEY	08A NA48	$\pm$
------------------------	------	---------------------	----------	-------

<sup>1</sup>Radiative corrections included. Using Roy equations and including isospin breaking, BATLEY 10C obtains the following scattering lengths  $a_0^0 = 0.2220 \pm 0.0128 \pm 0.0050 \pm 0.0037$  (theor.),  $a_0^2 = -0.0432 \pm 0.0086 \pm 0.0034 \pm 0.0028$  (theor.). Supersedes BATLEY 08A.

<sup>2</sup>Radiative corrections included. Using Roy equations and not including isospin breaking, BATLEY 08A obtains the following  $\pi\pi$  scattering length  $a_0^0 = 0.233 \pm 0.016 \pm 0.007$   
 $a_0^2 = -0.0471 \pm 0.011 \pm 0.004$ .

### $g_p/f_s$ FOR $K^\pm \rightarrow \pi^+\pi^- e^\pm \nu$ DECAY

<u>VALUE (units <math>10^{-2}</math>)</u>	<u>EVTS</u>	<u>DOCUMENT ID</u>	<u>TECN</u>	<u>CHG</u>
<b><math>86.8 \pm 1.0 \pm 1.0</math></b>	1.13M	<sup>1</sup> BATLEY	10C NA48	$\pm$

• • • We do not use the following data for averages, fits, limits, etc. • • •

$87.3 \pm 1.3 \pm 1.2$	670k	<sup>2</sup> BATLEY	08A NA48	$\pm$
$80.9 \pm 0.9 \pm 1.2$	400k	<sup>3</sup> PISLAK	03 B865	$\pm$

<sup>1</sup>Radiative corrections included. Using Roy equations and including isospin breaking, BATLEY 10C obtains the following scattering lengths  $a_0^0 = 0.2220 \pm 0.0128 \pm 0.0050 \pm 0.0037$  (theor.),  $a_0^2 = -0.0432 \pm 0.0086 \pm 0.0034 \pm 0.0028$  (theor.). Supersedes BATLEY 08A. The correlation with  $g'_p/f_s = -0.914$ . Supersedes BATLEY 08A.

<sup>2</sup>Radiative corrections included. Using Roy equations and not including isospin breaking, BATLEY 08A obtains the following  $\pi\pi$  scattering length  $a_0^0 = 0.233 \pm 0.016 \pm 0.007$   
 $a_0^2 = -0.0471 \pm 0.011 \pm 0.004$ .

<sup>3</sup>Radiative corrections included. Using Roy equations PISLAK 03 obtains the following scattering lengths  $a_0^0 = 0.203 \pm 0.033 \pm 0.004$ ,  $a_0^2 = -0.055 \pm 0.023 \pm 0.003$ .

### $g'_p/f_s$ FOR $K^\pm \rightarrow \pi^+\pi^- e^\pm \nu$ DECAY

<u>VALUE (units <math>10^{-2}</math>)</u>	<u>EVTS</u>	<u>DOCUMENT ID</u>	<u>TECN</u>	<u>CHG</u>
<b><math>8.9 \pm 1.7 \pm 1.3</math></b>	1.13M	<sup>1</sup> BATLEY	10C NA48	$\pm$

• • • We do not use the following data for averages, fits, limits, etc. • • •

$8.1 \pm 2.2 \pm 1.5$	670k	<sup>2</sup> BATLEY	08A NA48	$\pm$
$12.0 \pm 1.9 \pm 0.7$	400k	<sup>3</sup> PISLAK	03 B865	$\pm$

<sup>1</sup>Radiative corrections included. Using Roy equations and including isospin breaking, BATLEY 10C obtains the following scattering lengths  $a_0^0 = 0.2220 \pm 0.0128 \pm 0.0050 \pm 0.0037$  (theor.),  $a_0^2 = -0.0432 \pm 0.0086 \pm 0.0034 \pm 0.0028$  (theor.). The correlation with  $g_p/f_s = -0.914$ . Supersedes BATLEY 08A.

<sup>2</sup>Radiative corrections included. Using Roy equations and not including isospin breaking, BATLEY 08A obtains the following  $\pi\pi$  scattering length  $a_0^0 = 0.233 \pm 0.016 \pm 0.007$   
 $a_0^2 = -0.0471 \pm 0.011 \pm 0.004$ .

<sup>3</sup>Radiative corrections included. Using Roy equations PISLAK 03 obtains the following scattering lengths  $a_0^0 = 0.203 \pm 0.033 \pm 0.004$ ,  $a_0^2 = -0.055 \pm 0.023 \pm 0.003$ .

### $h_p/f_s$ FOR $K^\pm \rightarrow \pi^+\pi^-\ell^\pm\nu$ DECAY

VALUE (units $10^{-2}$ )	EVTS	DOCUMENT ID	TECN	CHG
<b><math>-39.8 \pm 1.5 \pm 0.8</math></b>	1.13M	<sup>1</sup> BATLEY	10C NA48	$\pm$
$-41.1 \pm 1.9 \pm 0.8$	670k	<sup>2</sup> BATLEY	08A NA48	$\pm$
$-51.3 \pm 3.3 \pm 3.5$	400k	<sup>3</sup> PISLAK	03 B865	$\pm$

• • • We do not use the following data for averages, fits, limits, etc. • • •

<sup>1</sup>Radiative corrections included. Using Roy equations and including isospin breaking, BATLEY 10C obtains the following scattering lengths  $a_0^0 = 0.2220 \pm 0.0128 \pm 0.0050 \pm 0.0037$  (theor.),  $a_0^2 = -0.0432 \pm 0.0086 \pm 0.0034 \pm 0.0028$  (theor.). Supersedes BATLEY 08A.

<sup>2</sup>Radiative corrections included. Using Roy equations and not including isospin breaking, BATLEY 08A obtains the following  $\pi\pi$  scattering length  $a_0^0 = 0.233 \pm 0.016 \pm 0.007$   
 $a_0^2 = -0.0471 \pm 0.011 \pm 0.004$ .

<sup>3</sup>Radiative corrections included. Using Roy equations PISLAK 03 obtains the following scattering lengths  $a_0^0 = 0.203 \pm 0.033 \pm 0.004$ ,  $a_0^2 = -0.055 \pm 0.023 \pm 0.003$ .

### DECAY FORM FACTOR FOR $K^\pm \rightarrow \pi^0\pi^0\ell^\pm\nu$

Given in BOLOTOV 86B, BARMIN 88B, and SHIMIZU 04.

### $K^\pm \rightarrow \ell^\pm\nu\gamma$ FORM FACTORS

For definitions of the axial-vector  $F_A$  and vector  $F_V$  form factor, see the "Note on  $\pi^\pm \rightarrow \ell^\pm\nu\gamma$  and  $K^\pm \rightarrow \ell^\pm\nu\gamma$  Form Factors" in the  $\pi^\pm$  section. In the kaon literature, often different definitions  $a_K = F_A/m_K$  and  $v_K = F_V/m_K$  are used.

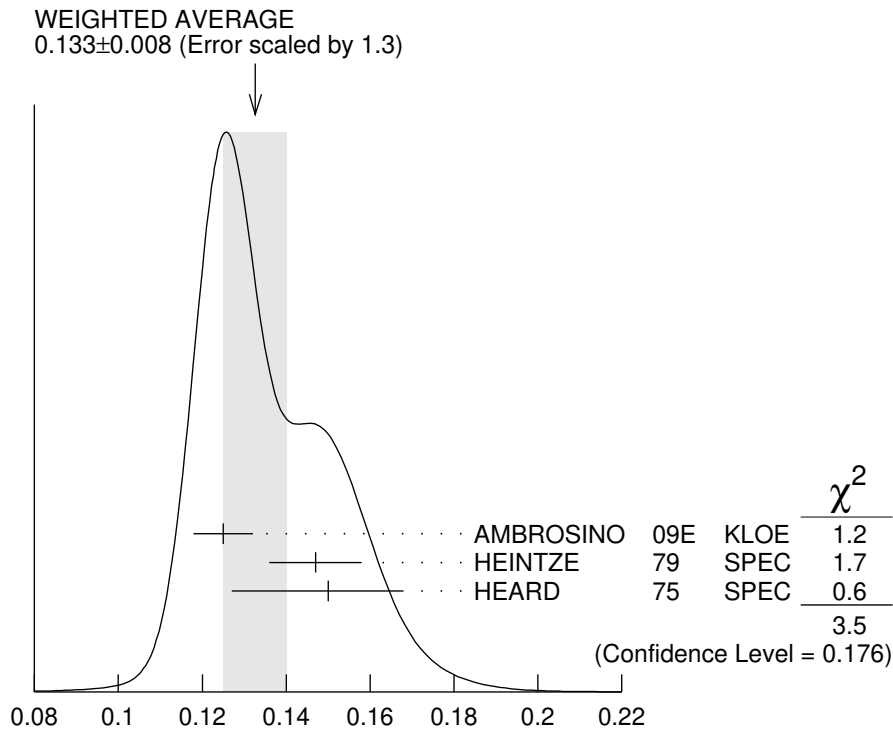
### $F_A + F_V$ , SUM OF AXIAL-VECTOR AND VECTOR FORM FACTOR FOR $K \rightarrow \ell\nu\ell\gamma$

VALUE	EVTS	DOCUMENT ID	TECN	COMMENT
<b><math>0.133 \pm 0.008</math> OUR AVERAGE</b>		Error includes scale factor of 1.3.		See the ideogram below.
$0.125 \pm 0.007 \pm 0.001$	1.4k	<sup>1</sup> AMBROSINO	09E KLOE	$E_\gamma$ in 10–250 MeV, $p_e > 200$ MeV/c
$0.147 \pm 0.011$	51	<sup>2</sup> HEINTZE	79 SPEC	
$0.150^{+0.018}_{-0.023}$	56	<sup>3</sup> HEARD	75 SPEC	

<sup>1</sup>AMBROSINO 09E measures the absolute value  $|F_A + F_V|$  which is parametrized as  $|F_A + F_V| = F_V(1 + \lambda(1-x)) + F_A$ ,  $x = 2E_\gamma/m_K$ . ( $F_A + F_V$ ) and  $\lambda$  are fit parameters. The fitted value of  $\lambda = 0.38 \pm 0.20 \pm 0.02$  with a correlation of  $-0.93$  between ( $F_A + F_V$ ) and  $\lambda$ .

<sup>2</sup>HEINTZE 79 quotes absolute value of  $|F_A + F_V| \sin\theta_c$ . We use  $\sin\theta_c = V_{us} = 0.2205$ .

<sup>3</sup>HEARD 75 quotes absolute value of  $|F_A + F_V| \sin\theta_c$ . We use  $\sin\theta_c = V_{us} = 0.2205$ .



$F_A + F_V$ , SUM OF AXIAL-VECTOR AND VECTOR FORM FACTOR  
FOR  $K \rightarrow e\nu_e\gamma$

**$F_A + F_V$ , SUM OF AXIAL-VECTOR AND VECTOR FORM FACTOR FOR  
 $K \rightarrow \mu\nu_\mu\gamma$**

VALUE	CL%	EVTS	DOCUMENT ID	TECN	CHG
<b>0.165±0.007±0.011</b>		2588	<sup>1</sup> ADLER	00B B787	+

• • • We do not use the following data for averages, fits, limits, etc. • • •

-1.2 to 1.1	90		DEMIDOV	90	XEBC
< 0.23	90		<sup>1</sup> AKIBA	85	SPEC

<sup>1</sup>Quotes absolute value. Sign not determined.

**$F_A - F_V$ , DIFFERENCE OF AXIAL-VECTOR AND VECTOR FORM FAC-  
TOR FOR  $K \rightarrow e\nu_e\gamma$**

VALUE	CL%	DOCUMENT ID	TECN
<b>&lt;0.49</b>	90	<sup>1</sup> HEINTZE 79	SPEC

<sup>1</sup>HEINTZE 79 quotes  $|F_A - F_V| < \sqrt{11} |F_A + F_V|$ .

**$F_A - F_V$ , DIFFERENCE OF AXIAL-VECTOR AND VECTOR FORM FAC-  
TOR FOR  $K \rightarrow \mu\nu_\mu\gamma$**

VALUE	CL%	EVTS	DOCUMENT ID	TECN	CHG
<b>-0.153±0.033 OUR AVERAGE</b>					
		Error includes scale factor of 1.1.			
-0.134±0.021±0.027		95k	KRAVTSOV	19 OKA	+
-0.21 ±0.06		22k	DUK	11 ISTR	-

• • • We do not use the following data for averages, fits, limits, etc. • • •

−0.24 to 0.04	90	2588	ADLER	00B	B787	+
−2.2 to 0.6	90		DEMIDOV	90	XEBC	
−2.5 to 0.3	90		AKIBA	85	SPEC	

### $K^\pm$ CHARGE RADIUS

<u>VALUE (fm)</u>	<u>DOCUMENT ID</u>	<u>COMMENT</u>
<b><math>0.560 \pm 0.031</math> OUR AVERAGE</b>		
$0.580 \pm 0.040$	AMENDOLIA 86B	$K e \rightarrow K e$
$0.530 \pm 0.050$	DALLY 80	$K e \rightarrow K e$
• • • We do not use the following data for averages, fits, limits, etc. • • •		
$0.620 \pm 0.037$	BLATNIK 79	VMD + dispersion relations

### $K^+$ LONGITUDINAL POLARIZATION OF EMITTED $\mu^+$

<u>VALUE</u>	<u>CL%</u>	<u>DOCUMENT ID</u>	<u>TECN</u>	<u>CHG</u>	<u>COMMENT</u>
<b><math>&lt; -0.990</math></b>	90	<sup>1</sup> AOKI 94	SPEC	+	
• • • We do not use the following data for averages, fits, limits, etc. • • •					
$< -0.990$	90	IMAZATO 92	SPEC	+	Repl. by AOKI 94
$-0.970 \pm 0.047$		<sup>2</sup> YAMANAKA 86	SPEC	+	
$-1.0 \pm 0.1$		<sup>2</sup> CUTTS 69	SPRK	+	
$-0.96 \pm 0.12$		<sup>2</sup> COOMBES 57	CNTR	+	

<sup>1</sup> AOKI 94 measures  $\xi P_\mu = -0.9996 \pm 0.0030 \pm 0.0048$ . The above limit is obtained by summing the statistical and systematic errors in quadrature, normalizing to the physically significant region ( $|\xi P_\mu| < 1$ ) and assuming that  $\xi=1$ , its maximum value.

<sup>2</sup> Assumes  $\xi=1$ .

### FORWARD-BACKWARD ASYMMETRY IN $K^\pm$ DECAYS

$$A_{FB}(K^\pm_{\pi\mu\mu}) = \frac{\Gamma(\cos(\theta_{K\mu}) > 0) - \Gamma(\cos(\theta_{K\mu}) < 0)}{\Gamma(\cos(\theta_{K\mu}) > 0) + \Gamma(\cos(\theta_{K\mu}) < 0)}$$

<u>VALUE</u>	<u>CL%</u>	<u>DOCUMENT ID</u>	<u>TECN</u>	<u>COMMENT</u>
<b><math>&lt; 0.9 \times 10^{-2}</math></b>	90	<sup>1</sup> CORTINA-GIL 22A	NA62	2017–18 data
• • • We do not use the following data for averages, fits, limits, etc. • • •				
$< 2.3 \times 10^{-2}$	90	<sup>2</sup> BATLEY 11A	NA48	

<sup>1</sup> CORTINA-GIL 22A measured the asymmetry  $A_{FB} = (0.0 \pm 0.7) \times 10^{-2}$ . The quoted 90% C.L. was obtained via private communication and also presented at the Moriond 2023 conference. The authors will publish this limit in an addendum to the publication.

<sup>2</sup> BATLEY 11A gives a corresponding value of the asymmetry  $A_{FB} = (-2.4 \pm 1.8) \times 10^{-2}$ .

### $K^\pm$ REFERENCES

CORTINA-GIL 22	PL B830 137172	E. Cortina Gil <i>et al.</i>	(NA62 Collab.)
CORTINA-GIL 22A	JHEP 2211 011	E. Cortina Gil <i>et al.</i>	(NA62 Collab.)
ITO 22	PL B826 136913	H. Ito <i>et al.</i>	(J-PARC E36 Collab.)
ALIBERTI 21	PRL 127 131802	R. Aliberti <i>et al.</i>	(NA62 Collab.)
CORTINA-GIL 21	PL B816 136259	E. Cortina Gil <i>et al.</i>	(NA62 Collab.)
CORTINA-GIL 21B	JHEP 2106 093	E. Cortina Gil <i>et al.</i>	(NA62 Collab.)
POLYARUSH 21	EPJ C81 161	A.Yu. Polyarush <i>et al.</i>	(OKA Collab.)

CORTINA-GIL	20C	JHEP 2011 042	E. Cortina Gil <i>et al.</i>	(NA62 Collab.)
BATLEY	19	PL B788 552	J.R. Batley <i>et al.</i>	(NA48/2 Collab.)
CORTINA-GIL	19A	PL B797 134794	E. Cortina Gil <i>et al.</i>	(NA62 Collab.)
CORTINA-GIL	19B	PL B791 156	E. Cortina Gil <i>et al.</i>	(NA62 Collab.)
KRAVTSOV	19	EPJ C79 635	V.I. Kravtsov <i>et al.</i>	(OKA Collab.)
SHAPKIN	19	EPJ C79 296	M.M. Shapkin <i>et al.</i>	(OKA Collab.)
BATLEY	18	JHEP 1810 150	J.R. Batley <i>et al.</i>	(NA48/2 Collab.)
PDG	18	PR D98 030001	M. Tanabashi <i>et al.</i>	(PDG Collab.)
YUSHCHENKO	18	JETPL 107 139	O.P. Yushchenko <i>et al.</i>	(OKA Collab.)
BATLEY	17	PL B769 67	J.R. Batley <i>et al.</i>	(NA48/2 Collab.)
ARTAMONOV	16	PR D94 032012	A.V. Artamonov <i>et al.</i>	(BNL E949 Collab.)
BABUSCI	14B	PL B738 128	D. Babusci <i>et al.</i>	(KLOE and KLOE-2 Collab.)
BATLEY	14	PL B730 141	J.R. Batley <i>et al.</i>	(CERN NA48/2 Collab.)
BATLEY	14A	JHEP 1408 159	J.R. Batley <i>et al.</i>	(CERN NA48/2 Collab.)
LAZZERONI	14	PL B732 65	C. Lazzeroni <i>et al.</i>	(CERN NA62 Collab.)
UVAROV	14	PAN 77 725	V.A. Uvarov <i>et al.</i>	(ISTRA+ Collab.)
		Translated from YAF 77 765.		
LAZZERONI	13	PL B719 326	C. Lazzeroni <i>et al.</i>	(CERN NA62 Collab.)
BATLEY	12	PL B715 105	J.R. Batley <i>et al.</i>	(CERN NA48/2 Collab.)
PDG	12	PR D86 010001	J. Beringer <i>et al.</i>	(PDG Collab.)
BATLEY	11A	PL B697 107	J.R. Batley <i>et al.</i>	(CERN NA48/2 Collab.)
DUK	11	PL B695 59	V.A. Duk <i>et al.</i>	(ISTRA+ Collab.)
LAZZERONI	11	PL B698 105	C. Lazzeroni <i>et al.</i>	(CERN NA62 Collab.)
ADLER	10	PR D81 092001	S. Adler <i>et al.</i>	(BNL E787 Collab.)
BATLEY	10A	EPJ C68 75	J.R. Batley <i>et al.</i>	(CERN NA48/2 Collab.)
BATLEY	10C	EPJ C70 635	J.R. Batley <i>et al.</i>	(CERN NA48/2 Collab.)
PDG	10	JP G37 075021	K. Nakamura <i>et al.</i>	(PDG Collab.)
PISLAK	10A	PRL 105 019901E	S. Pislak <i>et al.</i>	(BNL E865 Collab.)
AKOPDZANOV	09	PAN 71 2074	G.A. Akopdzanov <i>et al.</i>	(IHEP)
		Translated from YAF 71 2108.		
AMBROSINO	09E	EPJ C64 627	F. Ambrosino <i>et al.</i>	(KLOE Collab.)
Also		EPJ C65 703 (errat.)	F. Ambrosino <i>et al.</i>	(KLOE Collab.)
BATLEY	09	PL B677 246	J.R. Batley <i>et al.</i>	(CERN NA48/2 Collab.)
BATLEY	09A	EPJ C64 589	J.R. Batley <i>et al.</i>	(CERN NA48/2 Collab.)
BISSEGGER	09	NP B806 178	M. Bissegger <i>et al.</i>	
AMBROSINO	08	JHEP 0801 073	F. Ambrosino <i>et al.</i>	(KLOE Collab.)
AMBROSINO	08A	JHEP 0802 098	F. Ambrosino <i>et al.</i>	(KLOE Collab.)
AMBROSINO	08E	PL B666 305	F. Ambrosino <i>et al.</i>	(KLOE Collab.)
ARTAMONOV	08	PRL 101 191802	A.V. Artamonov <i>et al.</i>	(BNL E949 Collab.)
Also		PR D79 092004	A.V. Artamonov <i>et al.</i>	(BNL E949 Collab.)
BATLEY	08	PL B659 493	J.R. Batley <i>et al.</i>	(CERN NA48/2 Collab.)
BATLEY	08A	EPJ C54 411	J.R. Batley <i>et al.</i>	(CERN NA48/2 Collab.)
AKIMENKO	07	PAN 70 702	S.A. Akimenko <i>et al.</i>	(ISTRA+ Collab.)
		Translated from YAF 70 734.		
ANDRE	07	ANP 322 2518	T. Andre	(EFI)
BATLEY	07A	EPJ C50 329	J.R. Batley <i>et al.</i>	(CERN NA48/2 Collab.)
Also		EPJ C52 1021 (errat.)	J.R. Batley <i>et al.</i>	(CERN NA48/2 Collab.)
BATLEY	07B	PL B649 349	J.R. Batley <i>et al.</i>	(CERN NA48/2 Collab.)
BATLEY	07E	EPJ C52 875	J.R. Batley <i>et al.</i>	(CERN NA48/2 Collab.)
LAI	07A	PL B647 341	A. Lai <i>et al.</i>	(CERN NA48 Collab.)
TCHIKILEV	07	PAN 70 29	O.G. Tchikilev <i>et al.</i>	(ISTRA+ Collab.)
ALIEV	06	EPJ C46 61	M.A. Aliev <i>et al.</i>	(KEK E470 Collab.)
AMBROSINO	06A	PL B632 76	F. Ambrosino <i>et al.</i>	(KLOE Collab.)
BATLEY	06	PL B634 474	J.R. Batley <i>et al.</i>	(CERN NA48/2 Collab.)
BATLEY	06A	PL B638 22	J.R. Batley <i>et al.</i>	(CERN NA48/2 Collab.)
Also		PL B640 297 (errat.)	J.R. Batley <i>et al.</i>	(CERN NA48/2 Collab.)
BATLEY	06B	PL B633 173	J.R. Batley <i>et al.</i>	(CERN NA48/2 Collab.)
COLANGELO	06A	PL B638 187	G. Colangelo <i>et al.</i>	
MA	06	PR D73 037101	H. Ma <i>et al.</i>	(BNL E865 Collab.)
PDG	06	JP G33 1	W.-M. Yao <i>et al.</i>	(PDG Collab.)
SHIMIZU	06	PL B633 190	S. Shimizu <i>et al.</i>	(KEK E470 Collab.)
UVAROV	06	PAN 69 26	V.A. Uvarov <i>et al.</i>	(ISTRA+ Collab.)
AKOPDZHAN...	05	EPJ C40 343	G.A. Akopdzhanov <i>et al.</i>	(IHEP)
Also		PAN 68 948	G.A. Akopdzhanov <i>et al.</i>	(IHEP)
		Translated from YAF 68 986.		
AKOPDZHAN...	05B	JETPL 82 675	G.A. Akopdzhanov <i>et al.</i>	(IHEP)
		Translated from ZETFP 82 771.		



ARTAMONOV	05	PL B623 192	A.V. Artamonov <i>et al.</i>	(BNL E949 Collab.)
CABIBBO	05	JHEP 0503 021	N. Cabibbo, G. Isidori	(CERN, ROMA1, FRAS)
SHER	05	PR D72 012005	A. Sher <i>et al.</i>	(BNL E865 Collab.)
ABE	04F	PRL 93 131601	M. Abe <i>et al.</i>	(KEK E246 Collab.)
Also		PR D73 072005	M. Abe <i>et al.</i>	(KEK E246 Collab.)
ADLER	04	PR D70 037102	S. Adler <i>et al.</i>	(BNL E787 Collab.)
ALOISIO	04A	PL B597 139	A. Aloisio <i>et al.</i>	(KLOE Collab.)
ANISIMOVSK...	04	PRL 93 031801	V.V. Anisimovsky <i>et al.</i>	(BNL E949 Collab.)
Also		PR D77 052003	S. Adler <i>et al.</i>	(BNL E949 Collab.)
CABIBBO	04A	PRL 93 121801	N. Cabibbo	(CERN, ROMA1)
CIRIGLIANO	04	EPJ C35 53	V. Cirigliano, H. Neufeld, H. Pichl	(CIT, VALE+)
PDG	04	PL B592 1	S. Eidelman <i>et al.</i>	(PDG Collab.)
SHIMIZU	04	PR D70 037101	S. Shimizu <i>et al.</i>	(KEK E470 Collab.)
YUSHCHENKO	04	PL B581 31	O.P. Yushchenko <i>et al.</i>	(INRM, INRM)
YUSHCHENKO	04B	PL B589 111	O.P. Yushchenko <i>et al.</i>	(INRM)
AJINENKO	03	PAN 66 105	I.V. Ajinenko <i>et al.</i>	(IHEP, INRM)
		Translated from YAF 66 107.		
AJINENKO	03B	PL B567 159	I.V. Ajinenko <i>et al.</i>	(IHEP, INRM)
AJINENKO	03C	PL B574 14	I.V. Ajinenko <i>et al.</i>	(IHEP, INRM)
ALIEV	03	PL B554 7	M.A. Aliev <i>et al.</i>	(KEK E470 Collab.)
ANISIMOVSK...	03	PL B562 166	V.V. Anisimovsky <i>et al.</i>	
PISLAK	03	PR D67 072004	S. Pislak <i>et al.</i>	(BNL E865 Collab.)
Also		PR D81 119903E	S. Pislak <i>et al.</i>	(BNL E865 Collab.)
SHER	03	PRL 91 261802	A. Sher <i>et al.</i>	(BNL E865 Collab.)
ADLER	02	PRL 88 041803	S. Adler <i>et al.</i>	(BNL E787 Collab.)
ADLER	02B	PR D65 052009	S. Adler <i>et al.</i>	(BNL E787 Collab.)
ADLER	02C	PL B537 211	S. Adler <i>et al.</i>	(BNL E787 Collab.)
AJINENKO	02	PAN 65 2064	I.V. Ajinenko <i>et al.</i>	(IHEP, INRM)
		Translated from YAF 65 2125.		
CIRIGLIANO	02	EPJ C23 121	V. Cirigliano <i>et al.</i>	(VIEN, VALE, MARS)
PARK	02	PRL 88 111801	H.K. Park <i>et al.</i>	(FNAL HyperCP Collab.)
PDG	02	PR D66 010001	K. Hagiwara <i>et al.</i>	(PDG Collab.)
POBLAGUEV	02	PRL 89 061803	A.A. Poblaguev <i>et al.</i>	(BNL 865 Collab.)
ADLER	01	PR D63 032004	S. Adler <i>et al.</i>	(BNL E787 Collab.)
HORIE	01	PL B513 311	K. Horie <i>et al.</i>	(KEK E426 Collab.)
PISLAK	01	PRL 87 221801	S. Pislak <i>et al.</i>	(BNL E865 Collab.)
Also		PR D67 072004	S. Pislak <i>et al.</i>	(BNL E865 Collab.)
Also		PRL 105 019901E	S. Pislak <i>et al.</i>	(BNL E865 Collab.)
ADLER	00	PRL 84 3768	S. Adler <i>et al.</i>	(BNL E787 Collab.)
ADLER	00B	PRL 85 2256	S. Adler <i>et al.</i>	(BNL E787 Collab.)
ADLER	00C	PRL 85 4856	S. Adler <i>et al.</i>	(BNL E787 Collab.)
APPEL	00	PRL 85 2450	R. Appel <i>et al.</i>	(BNL 865 Collab.)
Also		Thesis, Yale Univ.	D.R. Bergman	
Also		Thesis, Univ. Zurich	S. Pislak	
APPEL	00B	PRL 85 2877	R. Appel <i>et al.</i>	(BNL 865 Collab.)
MA	00	PRL 84 2580	H. Ma <i>et al.</i>	(BNL 865 Collab.)
PDG	00	EPJ C15 1	D.E. Groom <i>et al.</i>	(PDG Collab.)
SHIMIZU	00	PL B495 33	S. Shimizu <i>et al.</i>	(KEK E246 Collab.)
ABE	99S	PRL 83 4253	M. Abe <i>et al.</i>	(KEK E246 Collab.)
AMOROS	99	JP G25 1607	G. Amoros, J. Bijnens	(LUND, HELS)
APPEL	99	PRL 83 4482	R. Appel <i>et al.</i>	(BNL 865 Collab.)
ADLER	98	PR D58 012003	S. Adler <i>et al.</i>	(BNL E787 Collab.)
BATUSOV	98	NP B516 3	V.Y. Batusov <i>et al.</i>	
DAMBROSIO	98A	JHEP 9808 004	G. D'Ambrosio <i>et al.</i>	
ADLER	97	PRL 79 2204	S. Adler <i>et al.</i>	(BNL E787 Collab.)
ADLER	97C	PRL 79 4756	S. Adler <i>et al.</i>	(BNL E787 Collab.)
BERGMAN	97	Thesis, Yale Univ.	D.R. Bergman	
KITCHING	97	PRL 79 4079	P. Kitching <i>et al.</i>	(BNL E787 Collab.)
PISLAK	97	Thesis, Univ. Zurich	S. Pislak	
ADLER	96	PRL 76 1421	S. Adler <i>et al.</i>	(BNL E787 Collab.)
KOPTEV	95	JETPL 61 877	V.P. Koptev <i>et al.</i>	(PNPI)
		Translated from ZETFP 61 865.		
AOKI	94	PR D50 69	M. Aoki <i>et al.</i>	(INUS, KEK, TOKMS)
ATIYA	93	PRL 70 2521	M.S. Atiya <i>et al.</i>	(BNL E787 Collab.)
Also		PRL 71 305 (erratum)	M.S. Atiya <i>et al.</i>	(BNL E787 Collab.)
ATIYA	93B	PR D48 1	M.S. Atiya <i>et al.</i>	(BNL E787 Collab.)
ALLIEGRO	92	PRL 68 278	C. Alliegro <i>et al.</i>	(BNL, FNAL, PSI+)
BARMIN	92	SJNP 55 547	V.V. Barmin <i>et al.</i>	(ITEP)
		Translated from YAF 55 976.		

IMAZATO	92	PRL 69 877	J. Imazato <i>et al.</i>	(KEK, INUS, TOKY+)
IVANOV	92	THESIS	Yu.M. Ivanov	(PNPI)
LITTENBERG	92	PRL 68 443	L.S. Littenberg, R.E. Shrock	(BNL, STON)
USHER	92	PR D45 3961	T. Usher <i>et al.</i>	(UCI)
AKIMENKO	91	PL B259 225	S.A. Akimenko <i>et al.</i>	(SERP, JINR, TBIL+)
BARMIN	91	SJNP 53 606	V.V. Barmin <i>et al.</i>	(ITEP)
		Translated from YAF 53 981.		
DENISOV	91	JETPL 54 558	A.S. Denisov <i>et al.</i>	(PNPI)
		Translated from ZETFP 54 557.		
Also		THESIS	Yu.M. Ivanov	(PNPI)
ATIYA	90	PRL 64 21	M.S. Atiya <i>et al.</i>	(BNL E787 Collab.)
ATIYA	90B	PRL 65 1188	M.S. Atiya <i>et al.</i>	(BNL E787 Collab.)
DEMIDOV	90	SJNP 52 1006	V.S. Demidov <i>et al.</i>	(ITEP)
		Translated from YAF 52 1595.		
LEE	90	PRL 64 165	A.M. Lee <i>et al.</i>	(BNL, FNAL, VILL, WASH+)
ATIYA	89	PRL 63 2177	M.S. Atiya <i>et al.</i>	(BNL E787 Collab.)
BARMIN	89	SJNP 50 421	V.V. Barmin <i>et al.</i>	(ITEP)
		Translated from YAF 50 679.		
BARMIN	88	SJNP 47 643	V.V. Barmin <i>et al.</i>	(ITEP)
		Translated from YAF 47 1011.		
BARMIN	88B	SJNP 48 1032	V.V. Barmin <i>et al.</i>	(ITEP)
		Translated from YAF 48 1719.		
BOLOTOV	88	JETPL 47 7	V.N. Bolotov <i>et al.</i>	(ASCI)
		Translated from ZETFP 47 8.		
GALL	88	PRL 60 186	K.P. Gall <i>et al.</i>	(BOST, MIT, WILL, CIT+)
BARMIN	87	SJNP 45 62	V.V. Barmin <i>et al.</i>	(ITEP)
		Translated from YAF 45 97.		
BOLOTOV	87	SJNP 45 1023	V.N. Bolotov <i>et al.</i>	(INRM)
		Translated from YAF 45 1652.		
AMENDOLIA	86B	PL B178 435	S.R. Amendolia <i>et al.</i>	(CERN NA7 Collab.)
BOLOTOV	86	SJNP 44 73	V.N. Bolotov <i>et al.</i>	(INRM)
		Translated from YAF 44 117.		
BOLOTOV	86B	SJNP 44 68	V.N. Bolotov <i>et al.</i>	(INRM)
		Translated from YAF 44 108.		
YAMANAKA	86	PR D34 85	T. Yamanaka <i>et al.</i>	(KEK, TOKY)
Also		PRL 52 329	R.S. Hayano <i>et al.</i>	(TOKY, KEK)
AKIBA	85	PR D32 2911	Y. Akiba <i>et al.</i>	(TOKY, TINT, TSUK, KEK)
BOLOTOV	85	JETPL 42 481	V.N. Bolotov <i>et al.</i>	(INRM)
		Translated from ZETFP 42 390.		
ASANO	82	PL 113B 195	Y. Asano <i>et al.</i>	(KEK, TOKY, INUS, OSAK)
COOPER	82	PL 112B 97	A.M. Cooper <i>et al.</i>	(RL)
PDG	82B	PL 111B 70	M. Roos <i>et al.</i>	(HELS, CIT, CERN)
ASANO	81B	PL 107B 159	Y. Asano <i>et al.</i>	(KEK, TOKY, INUS, OSAK)
CAMPBELL	81	PRL 47 1032	M.K. Campbell <i>et al.</i>	(YALE, BNL)
Also		PR D27 1056	S.R. Blatt <i>et al.</i>	(YALE, BNL)
LUM	81	PR D23 2522	G.K. Lum <i>et al.</i>	(LBL, NBS+)
LYONS	81	ZPHY C10 215	L. Lyons, C. Albajar, G. Myatt	(OXF)
DALLY	80	PRL 45 232	E.B. Dally <i>et al.</i>	(UCLA+)
BARKOV	79	NP B148 53	L.M. Barkov <i>et al.</i>	(NOVO, KIAE)
BLATNIK	79	LNC 24 39	S. Blatnik, J. Stahov, C.B. Lang	(TUZL, GRAZ)
HEINTZE	79	NP B149 365	J. Heintze <i>et al.</i>	(HEIDP, CERN)
ABRAMS	77	PR D15 22	R.J. Abrams <i>et al.</i>	(BNL)
DEVAUX	77	NP B126 11	B. Devaux <i>et al.</i>	(SACL, GEVA)
HEINTZE	77	PL 70B 482	J. Heintze <i>et al.</i>	(HEIDP, CERN)
ROSSELET	77	PR D15 574	L. Rosselet <i>et al.</i>	(GEVA, SACL)
BLOCH	76	PL 60B 393	P. Bloch <i>et al.</i>	(GEVA, SACL)
BRAUN	76B	LNC 17 521	H.M. Braun <i>et al.</i>	(AACH3, BARI, BELG+)
DIAMANT-...	76	PL 62B 485	A.M. Diamant-Berger <i>et al.</i>	(SACL, GEVA)
HEINTZE	76	PL 60B 302	J. Heintze <i>et al.</i>	(HEIDP)
SMITH	76	NP B109 173	K.M. Smith <i>et al.</i>	(GLAS, LIVP, OXF+)
WEISSENBE...	76	NP B115 55	A.O. Weissenberg <i>et al.</i>	(ITEP, LEBD)
BLOCH	75	PL 56B 201	P. Bloch <i>et al.</i>	(SACL, GEVA)
BRAUN	75	NP B89 210	H.M. Braun <i>et al.</i>	(AACH3, BARI, BRUX+)
CHENG	75	NP A254 381	S.C. Cheng <i>et al.</i>	(COLU, YALE)
HEARD	75	PL 55B 324	K.S. Heard <i>et al.</i>	(CERN, HEIDH)
HEARD	75B	PL 55B 327	K.S. Heard <i>et al.</i>	(CERN, HEIDH)
SHEAFF	75	PR D12 2570	M. Sheaff	(WISC)
SMITH	75	NP B91 45	K.M. Smith <i>et al.</i>	(GLAS, LIVP, OXF+)
WEISSENBE...	74	PL 48B 474	A.O. Weissenberg <i>et al.</i>	(ITEP, LEBD)
ABRAMS	73B	PRL 30 500	R.J. Abrams <i>et al.</i>	(BNL)
BACKENSTO...	73	PL 43B 431	G. Backenstoss <i>et al.</i>	(CERN, KARLK, KARLE+)

LJUNG	73	PR D8 1307	D. Ljung, D. Cline	(WISC)
Also		PRL 28 523	D. Ljung	(WISC)
Also		PRL 28 1287	D. Cline, D. Ljung	(WISC)
Also		PRL 23 326	U. Camerini <i>et al.</i>	(WISC)
LUCAS	73	PR D8 719	P.W. Lucas, H.D. Taft, W.J. Willis	(YALE)
LUCAS	73B	PR D8 727	P.W. Lucas, H.D. Taft, W.J. Willis	(YALE)
PANG	73	PR D8 1989	C.Y. Pang <i>et al.</i>	(EFI, ARIZ, LBL)
Also		PL 40B 699	G.D. Cable <i>et al.</i>	(EFI, LBL)
SMITH	73	NP B60 411	D.K. Smith <i>et al.</i>	(GLAS, LIVP, OXF+)
ABRAMS	72	PRL 29 1118	R.J. Abrams <i>et al.</i>	(BNL)
AUBERT	72	NC 12A 509	B. Aubert <i>et al.</i>	(ORSAY, BRUX, EPOL)
CHIANG	72	PR D6 1254	I.H. Chiang <i>et al.</i>	(ROCH, WISC)
CLARK	72	PRL 29 1274	A.R. Clark <i>et al.</i>	(LBL)
FORD	72	PL 38B 335	W.T. Ford <i>et al.</i>	(PRIN)
HOFFMASTER	72	NP B36 1	S. Hoffmaster <i>et al.</i>	(STEV, SETO, LEHI)
BOURQUIN	71	PL 36B 615	M.H. Bourquin <i>et al.</i>	(GEVA, SACL)
HAIDT	71	PR D3 10	D. Haidt	(AACH, BARI, CERN, EPOL, NIJM+)
Also		PL 29B 691	D. Haidt <i>et al.</i>	(AACH, BARI, CERN, EPOL+)
KLEMS	71	PR D4 66	J.H. Klems, R.H. Hildebrand, R. Stiening	(CHIC+)
Also		PRL 24 1086	J.H. Klems, R.H. Hildebrand, R. Stiening	(LRL+)
Also		PRL 25 473	J.H. Klems, R.H. Hildebrand, R. Stiening	(LRL+)
OTT	71	PR D3 52	R.J. Ott, T.W. Pritchard	(LOQM)
ROMANO	71	PL 36B 525	F. Romano <i>et al.</i>	(BARI, CERN, ORSAY)
SCHWEINB...	71	PL 36B 246	W. Schweinberger	(AACH, BELG, CERN, NIJM+)
STEINER	71	PL 36B 521	H.J. Steiner	(AACH, BARI, CERN, EPOL, ORSAY+)
BARDIN	70	PL 32B 121	D.Y. Bardin, S.N. Bilenky, B.M. Pontecorvo	(JINR)
BECHERRAWY	70	PR D1 1452	T. Becherrawy	(ROCH)
FORD	70	PRL 25 1370	W.T. Ford <i>et al.</i>	(PRIN)
GAILLARD	70	CERN 70-14	J.M. Gaillard, L.M. Chounet	(CERN, ORSAY)
GRAUMAN	70	PR D1 1277	J. Grauman <i>et al.</i>	(STEV, SETO, LEHI)
Also		PRL 23 737	J.U. Grauman <i>et al.</i>	(STEV, SETO, LEHI)
PANDOULAS	70	PR D2 1205	D. Pandoulas <i>et al.</i>	(STEV, SETO)
CUTTS	69	PR 184 1380	D. Cutts <i>et al.</i>	(LRL, MIT)
Also		PRL 20 955	D. Cutts <i>et al.</i>	(LRL, MIT)
DAVISON	69	PR 180 1333	D.C. Davison <i>et al.</i>	(UCR)
ELY	69	PR 180 1319	R.P.J. Ely <i>et al.</i>	(LOUC, WISC, LRL)
HERZO	69	PR 186 1403	D. Herzo <i>et al.</i>	(ILL)
LOBKOWICZ	69	PR 185 1676	F. Lobkowicz <i>et al.</i>	(ROCH, BNL)
Also		PRL 17 548	F. Lobkowicz <i>et al.</i>	(ROCH, BNL)
MAST	69	PR 183 1200	T.S. Mast <i>et al.</i>	(LRL)
SELLERI	69	NC 60A 291	F. Selleri	
ZELLER	69	PR 182 1420	M.E. Zeller <i>et al.</i>	(UCLA, LRL)
BOTTERILL	68B	PRL 21 766	D.R. Botterill <i>et al.</i>	(OXF)
BOTTERILL	68C	PR 174 1661	D.R. Botterill <i>et al.</i>	(OXF)
BUTLER	68	UCRL 18420	W.D. Butler <i>et al.</i>	(LRL)
CHANG	68	PRL 20 510	C.Y. Chang <i>et al.</i>	(UMD, RUTG)
CHEN	68	PRL 20 73	M. Chen <i>et al.</i>	(LRL, MIT)
EICHTEN	68	PL 27B 586	T. Eichten	(AACH, BARI, CERN, EPOL, ORSAY+)
ESCHSTRUTH	68	PR 165 1487	P.T. Eschstruth <i>et al.</i>	(PRIN, PENN)
GARLAND	68	PR 167 1225	R. Garland <i>et al.</i>	(COLU, RUTG, WISC)
MOSCOSO	68	Thesis	L. Moscoso	(ORSAY)
AUERBACH	67	PR 155 1505	L.B. Auerbach <i>et al.</i>	(PENN, PRIN)
Also		PR D9 3216	L.B. Auerbach	
Erratum.				
BELLOTTI	67	Heidelberg Conf.	E. Bellotti, A. Pullia	(MILA)
BELLOTTI	67B	NC 52A 1287	E. Bellotti, E. Fiorini, A. Pullia	(MILA)
Also		PL 20 690	E. Bellotti <i>et al.</i>	(MILA)
BISI	67	PL 25B 572	V. Bisi <i>et al.</i>	(TORI)
FLETCHER	67	PRL 19 98	C.R. Fletcher <i>et al.</i>	(ILL)
FORD	67	PRL 18 1214	W.T. Ford <i>et al.</i>	(PRIN)
GINSBERG	67	PR 162 1570	E.S. Ginsberg	(MASB)
KALMUS	67	PR 159 1187	G.E. Kalmus, A. Kernan	(LRL)
ZINCHENKO	67	Thesis Rutgers	A.I. Zinchenko	(RUTG)
CALLAHAN	66	NC 44A 90	A.C. Callahan	(WISC)
CALLAHAN	66B	PR 150 1153	A.C. Callahan <i>et al.</i>	(WISC, LRL, UCR+)
CESTER	66	PL 21 343	R. Cester <i>et al.</i>	(PPA)
See footnote 1 in		AUERBACH 67.		
Also		PR 155 1505	L.B. Auerbach <i>et al.</i>	(PENN, PRIN)
BIRGE	65	PR 139 B1600	R.W. Birge <i>et al.</i>	(LRL, WISC)
BISI	65	NC 35 768	V. Bisi <i>et al.</i>	(TORI)
BISI	65B	PR 139 B1068	V. Bisi <i>et al.</i>	(TORI)

CALLAHAN	65	PRL 15 129	A. Callahan, D. Cline	(WISC)
CLINE	65	PL 15 293	D. Cline, W.F. Fry	(WISC)
DEMARCO	65	PR 140 B1430	A. de Marco, C. Grosso, G. Rinaudo	(TORI, CERN)
FITCH	65B	PR 140 B1088	V.L. Fitch, C.A. Quarles, H.C. Wilkins	(PRIN+)
STAMER	65	PR 138 B440	P. Stamer <i>et al.</i>	(STEV)
YOUNG	65	Thesis UCRL 16362	P.S. Young	(LRL)
Also		PR 156 1464	P.S. Young, W.Z. Osborne, W.H. Barkas	(LRL)
BORREANI	64	PL 12 123	G. Borreani, G. Rinaudo, A.E. Werbrouck	(TORI)
CALLAHAN	64	PR 136 B1463	A. Callahan, R. March, R. Stark	(WISC)
GREINER	64	PRL 13 284	D.E. Greiner, W.Z. Osborne, W.H. Barkas	(LRL)
SHAKLEE	64	PR 136 B1423	F.S. Shaklee <i>et al.</i>	(MICH)
BOYARSKI	62	PR 128 2398	A.M. Boyarski <i>et al.</i>	(MIT)
FERRO-LUZZI	61	NC 22 1087	M. Ferro-Luzzi <i>et al.</i>	(LRL)
ROE	61	PRL 7 346	B.P. Roe <i>et al.</i>	(MICH, LRL)
TAYLOR	59	PR 114 359	S. Taylor <i>et al.</i>	(COLU)
COOMBES	57	PR 108 1348	C.A. Coombes <i>et al.</i>	(LBL)

### OTHER RELATED PAPERS

LITTENBERG	93	ARNPS 43 729	L.S. Littenberg, G. Valencia	(BNL, FNAL)
		Rare and Radiative Kaon Decays		
RITCHIE	93	RMP 65 1149	J.L. Ritchie, S.G. Wojcicki	
		"Rare K Decays"		
BATTISTON	92	PRPL 214 293	R. Battiston <i>et al.</i>	(PGIA, CERN, TRSTT)
		Status and Perspectives of K Decay Physics		
BRYMAN	89	IJMP A4 79	D.A. Bryman	(TRIU)
		"Rare Kaon Decays"		
CHOUNET	72	PRPL 4C 199	L.M. Chounet, J.M. Gaillard, M.K. Gaillard	(ORSAY+)
FEARING	70	PR D2 542	H.W. Fearing, E. Fischbach, J. Smith	(STON, BOHR)
HAIDT	69B	PL 29B 696	D. Haidt <i>et al.</i>	(AACH, BARI, CERN, EPOL+)
CRONIN	68B	Vienna Conf. 241	J.W. Cronin	(PRIN)
		Rapporteur talk.		
WILLIS	67	Heidelberg Conf. 273	W.J. Willis	(YALE)
		Rapporteur talk.		
CABIBBO	66	Berkeley Conf. 33	N. Cabibbo	(CERN)
ADAIR	64	PL 12 67	R.K. Adair, L.B. Leipuner	(YALE, BNL)
CABIBBO	64	PL 9 352	N. Cabibbo, A. Maksymowicz	(CERN)
Also		PL 11 360	N. Cabibbo, A. Maksymowicz	(CERN)
Also		PL 14 72	N. Cabibbo, A. Maksymowicz	(CERN)
BIRGE	63	PRL 11 35	R.W. Birge <i>et al.</i>	(LRL, WISC, BARI)
BLOCK	62B	CERN Conf. 371	M.M. Block, L. Lendinara, L. Monari	(NWES, BGNA)
BRENE	61	NP 22 553	N. Brene, L. Egardt, B. Qvist	(NORD)